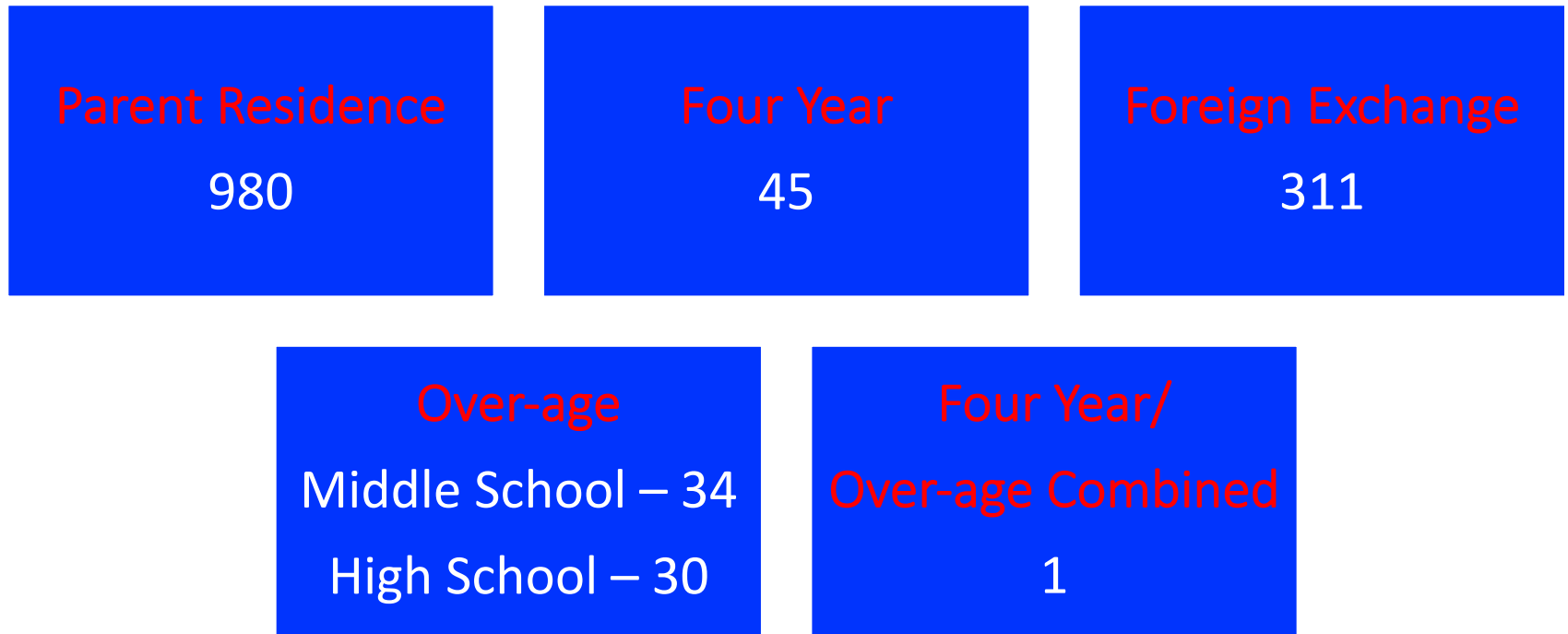


Summary of Waivers

2018-2019 School Year

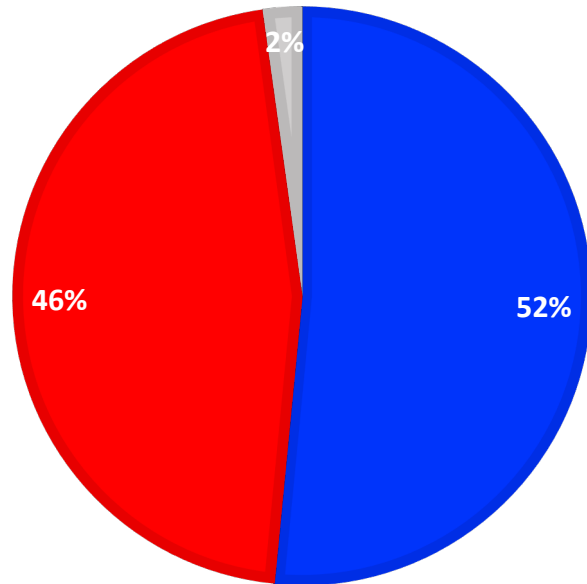


Total Number of Applications By Type



PARENT RESIDENCE RULE

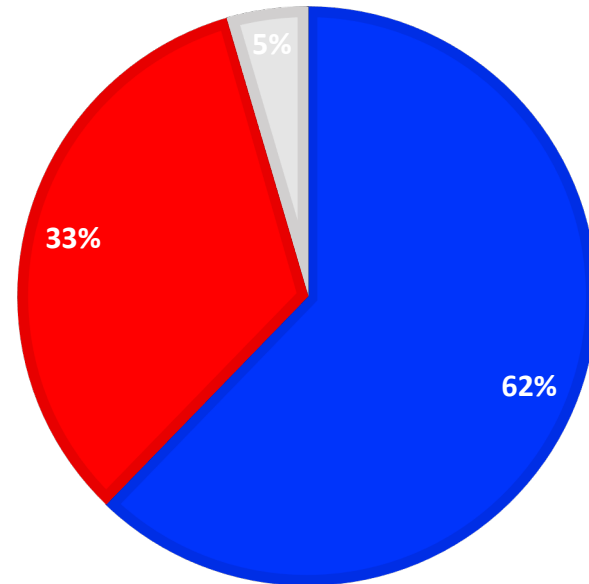
■ Granted ■ Denied ■ Withdrawn



505 Parent Residence Waivers were granted compared to 454 that were denied. 21 waivers were withdrawn for a total of 980 applications received for a waiver of the Parent Residence Rule.

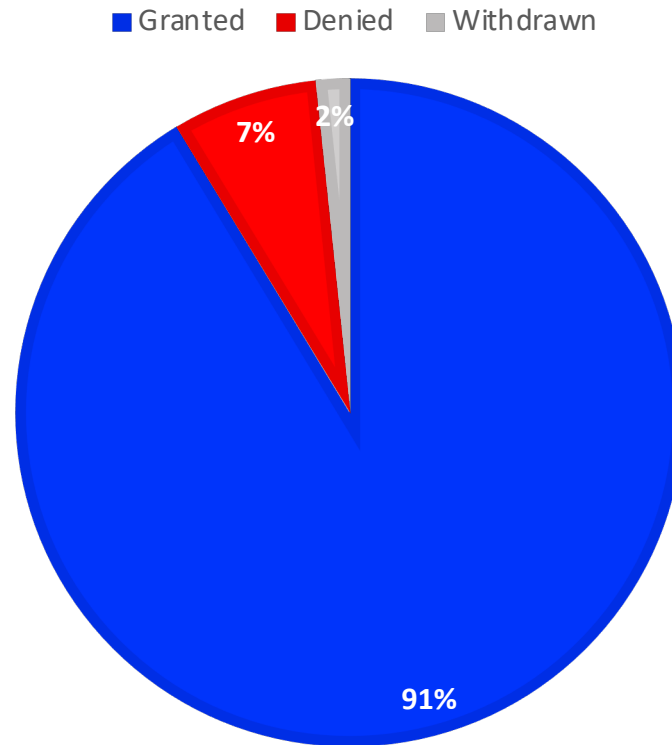
FOUR YEAR RULE

■ Denied ■ Granted ■ Withdrawn



28 Four Year Rule Waivers were denied compared to 15 that were granted. 2 applications were withdrawn for a total of 45 applications received for a waiver of the Four Year Rule.

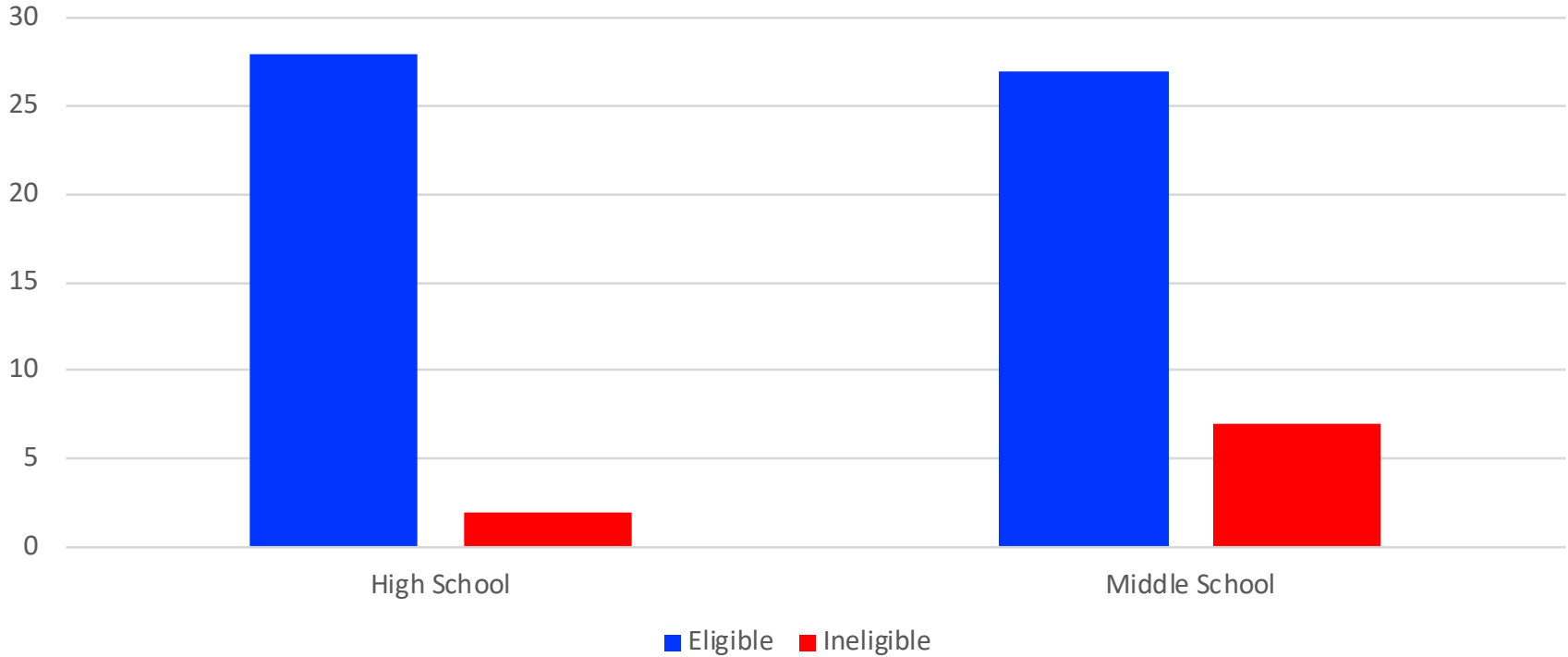
FOREIGN EXCHANGE STUDENTS



285 Foreign Exchange Waivers were granted compared to 22 that were denied. 5 waivers were withdrawn for a total of 311* applications received this school year.

*One student received a granted decision in certain sports and denied in other sports

Over-age



30 total Over-age High School Waivers were submitted to the UIL with the District Executive Committee approving 28 students for varsity competition and 2 being ineligible.

34 Middle School Over-age Waivers were received by the UIL for participation at grade level where 27 were approved and 7 were denied.

Comparison By Type

	Parent Residence	Four Year	Foreign Exchange	High School Over-age	Middle School Over-age	Four Year/ Over-age	Retro-active Waivers	Appeals to the Waiver Review Board
Granted	505	15	285	28	27	--	2	21
Denied	454	28	22	2	7	--	2	92
Withdrawn	21	2	5	--	--	1	--	6
Total	980	45	311*	30	34	1	4	119

Table 1: Total number of waiver applications broken down by decision and type

*One student received a granted decision in certain sports and denied in other sports

Comparison By Year

School Year	Total Applications	Percentage Change from Previous Year
1994-1995	440	
1995-1996	420	4.55% decrease
1996-1997	421	0.24% increase
1997-1998	427	1.43% increase
1998-1999	476	11.48% increase
1999-2000	430	9.66% decrease
2000-2001	506	17.67% increase
2001-2002	471	6.92% decrease
2002-2003	469	0.42% decrease
2003-2004	480	2.35% increase
2004-2005	538	12.08% increase
2005-2006	633	17.66% increase
2006-2007	764	20.70% increase
2007-2008	691	9.55% decrease
2008-2009	675	2.32% decrease
2009-2010	723	7.11% increase
2010-2011	851	17.70% increase
2011-2012	798	6.23% decrease
2012-2013	850	6.52% increase
2013-2014	959	12.82% increase
2014-2015	988	3.02% increase
2015-2016	1040	5.26% increase
2016-2017	1063	2.21% increase
2017-2018	1112	4.61% increase
2018-2019	1026	7.73% decrease

Table 2: Total number of Parent Residence and Four Year Rule Waivers by school year