

Summary of Waivers

2021-2022 School Year



Total Number of Applications By Type

Parent Residence

1389

Four-Year

31

Foreign Exchange

359

Over-age

Middle School – 15

High School – 27

Four-Year/

Over-age Combined

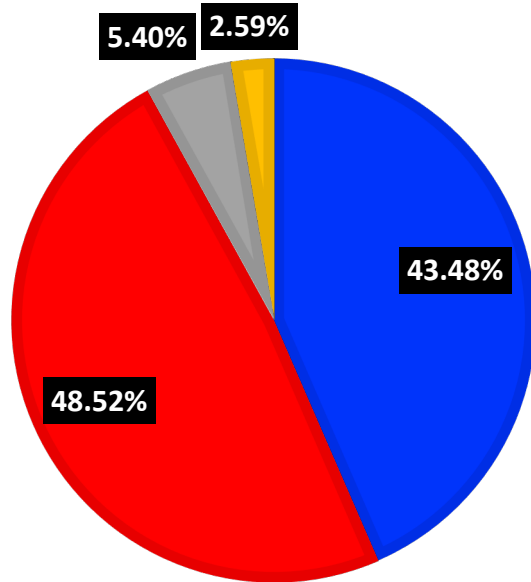
3

Parent
Residence/Four-Year
Combined

1

Parent Residence Rule

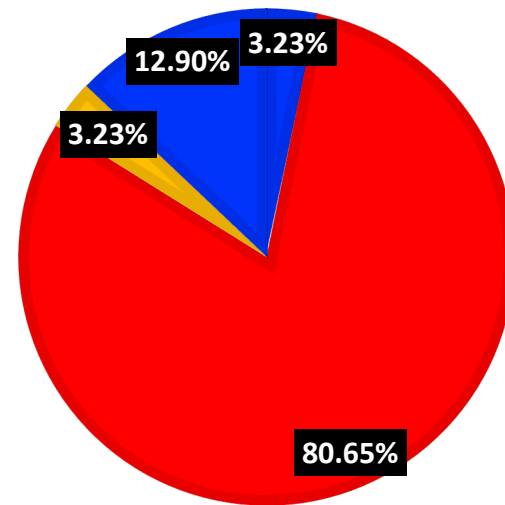
■ Granted ■ Denied ■ Denied Incomplete ■ Withdrawn



604 Parent Residence Rule Waivers were granted compared to 674 that were denied. 36 applications were withdrawn by the applicant and 75 applications were denied for being incomplete for a total of 1389 applications received for a waiver of the Parent Residence Rule.

Four-Year Rule

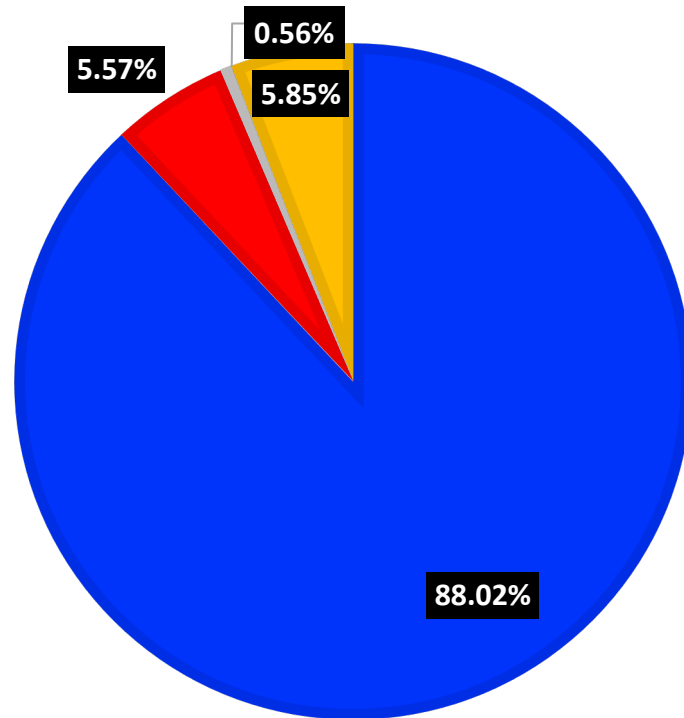
■ Granted ■ Denied
■ Withdrawn ■ Denied Incomplete



25 Four-Year Rule Waivers were denied compared to 1 that was granted. 1 application was withdrawn by the applicant and 4 were denied for being incomplete for a total of 31 applications received for a waiver of the Four-Year Rule.

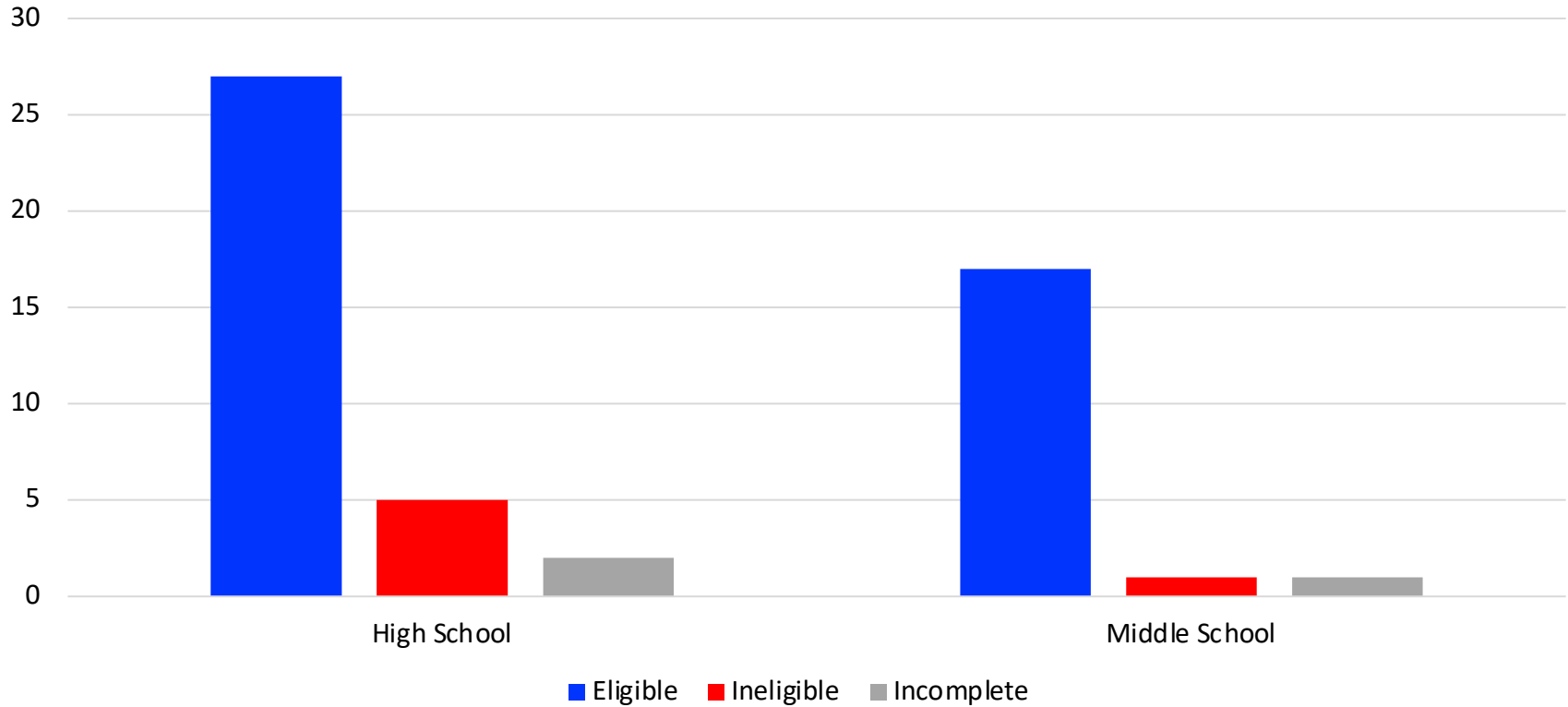
Foreign Exchange Students

■ Granted ■ Denied ■ Withdrawn ■ Denied Incomplete



316 Foreign Exchange Waivers were granted compared to 20 that were denied. 2 applications were withdrawn by the applicant and 21 were denied for being incomplete for a total of 359 applications received this school year.

Over-age Rule



27 total Over-age High School Waivers were submitted to the UIL with the District Executive Committee approving 18 students for varsity competition. 6 applicants were ineligible and 3 were withdrawn.

15 Middle School Over-age Waivers were received by the UIL for participation at grade level where 12 were approved and 3 were denied.

Comparison By Type

	Parent Residence	Four-Year	Foreign Exchange	High School Over-age	Middle School Over-age	Four-Year/Over-age	Parent Residence/ Four-Year	Retro-active Waivers	Appeals to the Waiver Review Board
Granted	604	1	316	18	12	--	--	1	37
Denied	674	25	20	6	3	2	1	3	160
Withdrawn	36	1	2	3	--	--	--	--	25
Denied-Incomplete	75	4	2	--	--	1	--	--	--
Total	1389	31	359	27	15	3	1	4	222

Table 1: Total number of waiver applications broken down by decision and type

Comparison By Year

School Year	Total Applications	Percentage Change from Previous Year
1994-1995	440	
1995-1996	420	4.55% decrease
1996-1997	421	0.24% increase
1997-1998	427	1.43% increase
1998-1999	476	11.48% increase
1999-2000	430	9.66% decrease
2000-2001	506	17.67% increase
2001-2002	471	6.92% decrease
2002-2003	469	0.42% decrease
2003-2004	480	2.35% increase
2004-2005	538	12.08% increase
2005-2006	633	17.66% increase
2006-2007	764	20.70% increase
2007-2008	691	9.55% decrease
2008-2009	675	2.32% decrease
2009-2010	723	7.11% increase
2010-2011	851	17.70% increase
2011-2012	798	6.23% decrease
2012-2013	850	6.52% increase
2013-2014	959	12.82% increase
2014-2015	988	3.02% increase
2015-2016	1040	5.26% increase
2016-2017	1063	2.21% increase
2017-2018	1112	4.61% increase
2018-2019	1026	7.73% decrease
2019-2020	1147*	11.79% increase
2020-2021	1175	2.44% increase
2021-2022	1420	20.85% increase

Table 2: Total number of Parent Residence and Four-Year Rule Waivers by school year

*UIL interscholastic competition suspension for the 2019-2020 school year due to COVID-19 began on March 16,2020