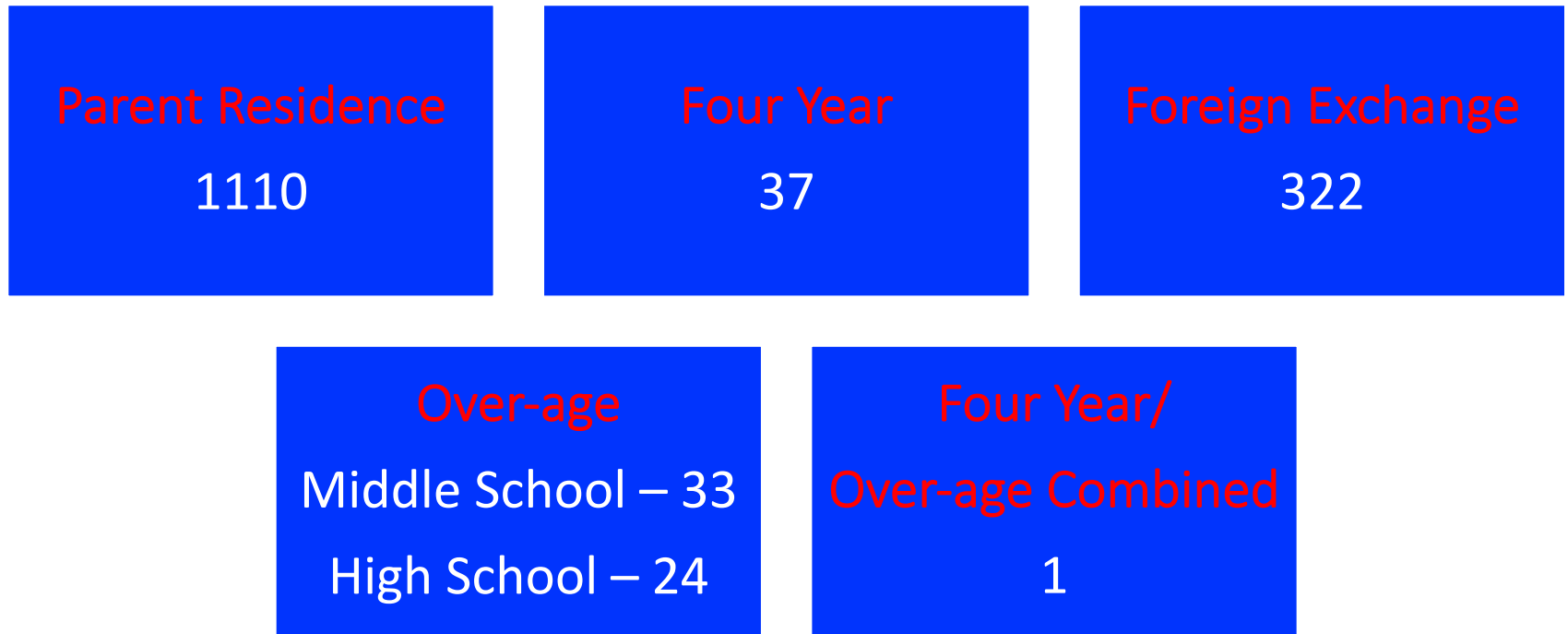


Summary of Waivers

2019-2020 School Year

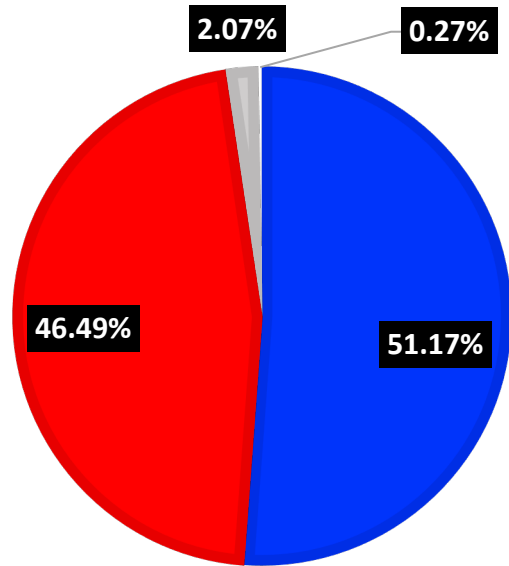


Total Number of Applications By Type



Parent Residence Rule

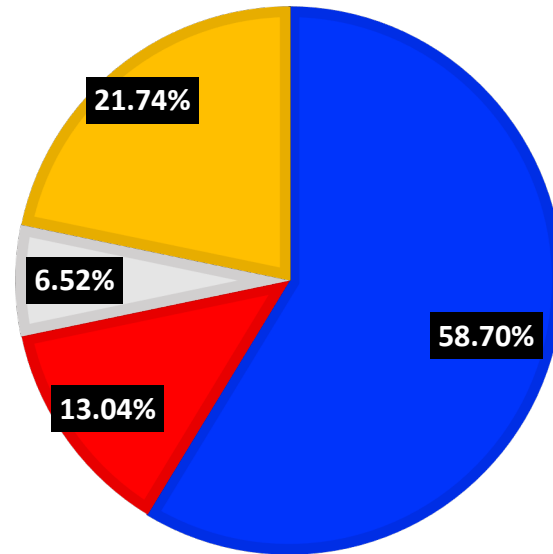
■ Granted ■ Denied ■ Withdrawn ■ No Action



568 Parent Residence Rule Waivers were granted compared to 516 that were denied. 23 applications were withdrawn by the applicant and the UIL took no action on 3 applications due to COVID-19 for a total of 1110 applications received for a waiver of the Parent Residence Rule.

Four-Year Rule

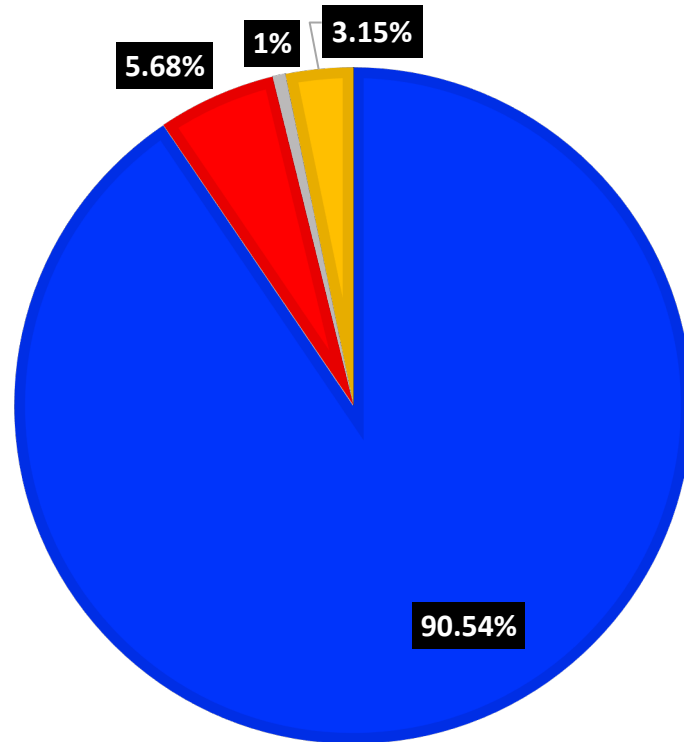
■ Denied ■ Granted ■ Withdrawn ■ No Action



27 Four-Year Rule Waivers were denied compared to 6 that were granted. 3 applications were withdrawn by the applicant and the UIL took no action on 1 application due to COVID-19 for a total of 37 applications received for a waiver of the Four-Year Rule.

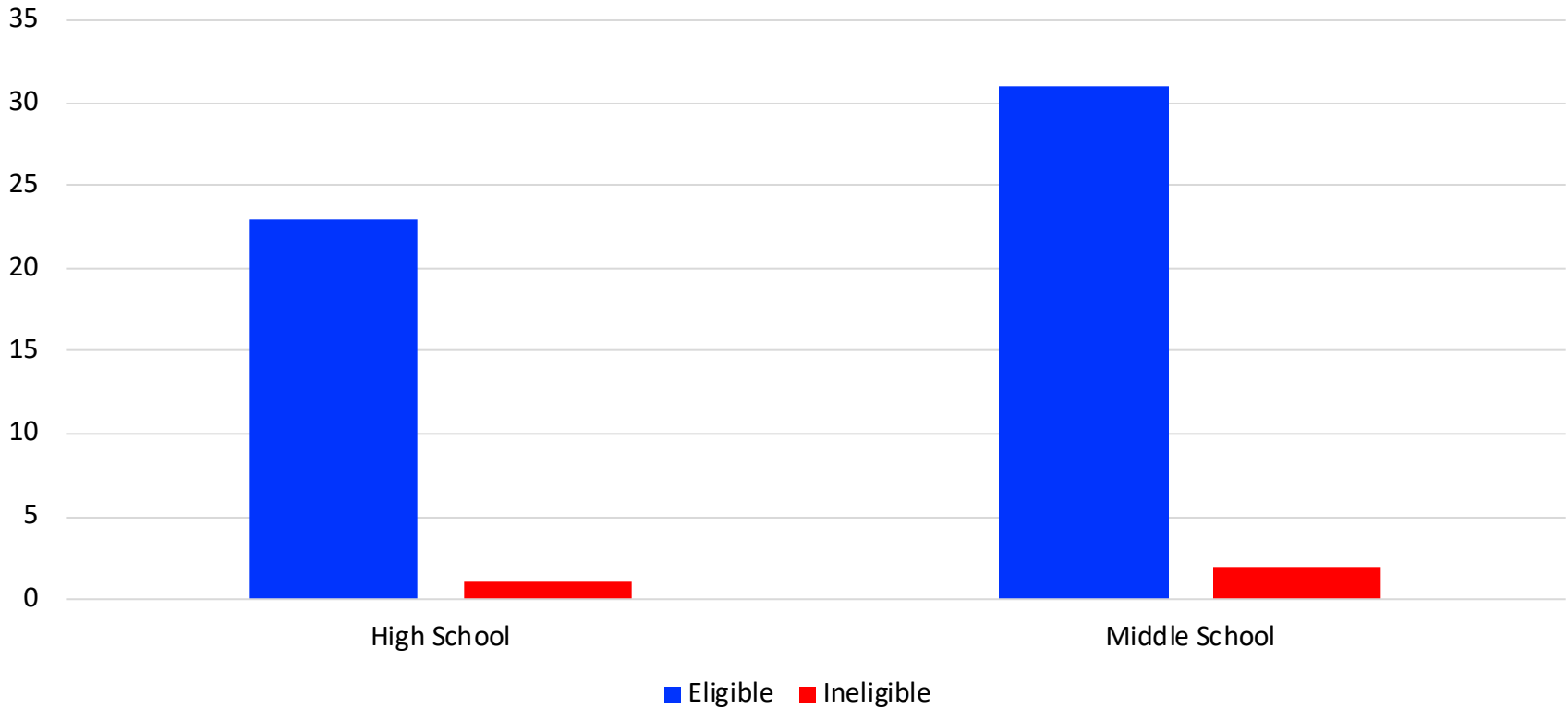
Foreign Exchange Students

■ Granted ■ Denied ■ Withdrawn ■ No Action



287 Foreign Exchange Waivers were granted compared to 18 that were denied. 7 applications were withdrawn by the applicant and the UIL took no action on 10 applications due to COVID-19 for a total of 322 applications received this school year.

Over-age Rule



24 total Over-age High School Waivers were submitted to the UIL with the District Executive Committee approving 23 students for varsity competition and 1 being ineligible.

33 Middle School Over-age Waivers were received by the UIL for participation at grade level where 31 were approved and 2 were denied.

Comparison By Type

	Parent Residence	Four Year	Foreign Exchange	High School Over-age	Middle School Over-age	Four-Year/Over-age	Retro-active Waivers	Appeals to the Waiver Review Board
Granted	568	6	287	23	31	--	4	31
Denied	516	27	18	1	2	--	3	92
Withdrawn	23	3	7	--	--	1	--	1
No Action	3	1	10	--	--	--		
Total	1110	37	322	24	33	1	7	124

Table 1: Total number of waiver applications broken down by decision and type

Comparison By Year

School Year	Total Applications	Percentage Change from Previous Year
1994-1995	440	
1995-1996	420	4.55% decrease
1996-1997	421	0.24% increase
1997-1998	427	1.43% increase
1998-1999	476	11.48% increase
1999-2000	430	9.66% decrease
2000-2001	506	17.67% increase
2001-2002	471	6.92% decrease
2002-2003	469	0.42% decrease
2003-2004	480	2.35% increase
2004-2005	538	12.08% increase
2005-2006	633	17.66% increase
2006-2007	764	20.70% increase
2007-2008	691	9.55% decrease
2008-2009	675	2.32% decrease
2009-2010	723	7.11% increase
2010-2011	851	17.70% increase
2011-2012	798	6.23% decrease
2012-2013	850	6.52% increase
2013-2014	959	12.82% increase
2014-2015	988	3.02% increase
2015-2016	1040	5.26% increase
2016-2017	1063	2.21% increase
2017-2018	1112	4.61% increase
2018-2019	1026	7.73% decrease
2019-2020	1147*	11.79% increase

Table 2: Total number of Parent Residence and Four-Year Rule Waivers by school year

*UIL interscholastic competition suspension for the 2019-2020 school year due to COVID-19 began on March 16,2020