



**100**  
A CENTURY OF EXCELLENCE

1910-2010



2009 • 2010

# Athletics



*Celebrating 100 years of Service to Texas Schools*

# Baseball 1A



Members of the conference 1A state champion Windthorst baseball team include (front row) Abel Vazquez, Chase Schreiber, Tryce Berend, Joe Hoegger, Ty Duncan, Jayson Pope, Tyler Berardi; (second row) Cy Belcher, Blake Wolf, Regan Veitenheimer, Spencer Veitenheimer, Travis Wolf, Matthew Wolf, Kellen Green, Brenden Schreiber; (back row) Scott Belcher, Tim Thomas, Colin Schreiber, Jacob Johnson, Dylan Stallcup, Derek Mankins, Mason Vieth, Scotty Lofland, Tim Lofland.

## State Championship Results

### Windthorst vs Evadale

June 10, 2010, Dell Diamond, Round Rock, Texas

#### Windthorst 11 (36-6-1)

Player	POS	AB	R	H	RBI	BB	SO	PO	A	LOB
Chase Schreiber	3B	2	2	1	1	2	0	1	1	0
Abel Vazquez	P	2	2	0	0	2	0	0	0	3
Colin Schreiber	SS	3	2	2	3	1	0	0	2	0
Travis Wolf	C	4	0	3	3	0	0	7	1	1
Kellen Green	PR	0	0	0	0	0	0	0	0	0
Joe Hoegger	CF	4	1	0	0	0	0	0	0	1
Jacob Johnson	1B	1	0	0	0	1	0	4	1	1
Tryce Berend	PH	1	1	1	1	0	0	0	0	0
Ty Duncan	2B	3	1	0	0	0	0	3	2	0
Matthew Wolf	DH	3	1	2	2	0	0	0	0	0
Jayson Pope	RF	2	1	1	0	0	1	0	0	0
Mason Vieth	LF	0	0	0	0	0	0	0	0	0

#### Totals

25 11 10 10 6 1 15 7 6

#### Score by Innings

Innings	1	2	3	4	5	R	H	E
Windthorst	0	1	0	0	(10)	11	10	1
Evadale	0	0	0	1	0	1	6	5

E – Hoegger,; Nichols; Franklin, C 2; Ousley; Dubose.

LOB – Windthorst 6; Evadale 5.

DP – Windthorst 1.

2B – Schreiber, Co.

3B – Schreiber, Ch.

SB – Vazquez; Schreiber, Co 3.

CS – Wolf, M; Nichols.

SH – Ousley

Windthorst	IP	H	R	ER	BB	SO	AB	BF
Abel Vazquez	5.0	6	1	1	2	7	18	21

Win – Vazquez (10-1).

Loss – Franklin, C (8-3).

Save – None.

WP – Franklin, C.

HBP – by Franklin, C (Pope).

Umpires – HP: Ron King, 1B: Wilbert Boykins, 2B: Steve Craft, 3B: Billy Hardin

Time – 2:10

A - 1231

MVP - Abel Vasquez, Windthorst HS

#### Evadale 1 (30-6)

Player	POS	AB	R	H	RBI	BB	SO	PO	A	LOB
Dustin Potts	SS	3	0	1	0	0	0	1	3	0
Billy Nichols	C	3	0	2	0	0	0	1	1	0
Tanner Hawthorne	PR	0	0	0	0	0	0	0	0	0
Chase Franklin	P/3B	2	0	0	0	1	1	0	0	0
Deven Murphy	PR	0	1	0	0	0	0	0	0	0
Tyler Tucker	1B/P	2	0	1	0	0	0	4	0	1
Tyler Ousley	2B	1	0	0	0	0	1	3	4	0
Dilan Ousley	CF	2	0	2	1	0	0	0	0	0
Chris Harvey	RF	1	0	0	0	1	1	4	0	0
Hayden Dubose	3B/1B2	0	0	0	0	2	1	0	1	1
Aaron Cravy	LF	2	0	0	0	0	2	1	0	3

#### Totals

18 1 6 1 2 7 15 8 5

Evadale	IP	H	R	ER	BB	SO	AB	BF
Chase Franklin	4.0	3	4	3	5	1	15	21
Tyler Tucker	1.0	7	7	7	1	0	10	11

# Baseball 1A

## Semifinals

### Stamford vs Windthorst

June 9, 2010, Dell Diamond, Round Rock, Texas

#### Stamford 2 (23-9)

Player	POS	AB	R	H	RBI	BB	SO	PO	A	LOB
Kyler Templeton	SS	1	0	0	0	1	0	1	2	0
Hayden Nauert	LF/P	2	0	1	0	1	0	1	0	0
Mario Gonzales	DH	2	0	0	0	0	1	0	0	0
Michael Hernandez	3B	2	0	0	0	0	0	0	1	1
Mickey Villanueva	P/LF	2	0	1	0	0	0	2	0	2
Alex Vega	PR/PH	1	0	0	0	1	0	0	1	0
Hagen Hutchinson	1B	1	1	0	0	1	0	2	0	0
Austin Alvarado	C	2	0	0	0	0	0	1	0	0
Jaime West	RF	2	0	0	0	0	0	0	0	0
Dalton Mathis	2B	1	0	0	0	0	0	1	1	0
Adam Parker	PH	1	0	0	0	0	1	0	0	0
Chico Acosta	CF	0	0	0	0	0	0	4	0	0

Totals 17 2 2 0 3 3 12 4 4

Score by Innings	1	2	3	4	5	R	H	E
Stamford	0	2	0	0	0	2	2	1
Windthorst	7	1	1	6	X	15	12	1

E - Templeton; Duncan.

LOB - Stamford 4; Windthorst 6.

2B - Schreiber, Ch; Vazquez; Schreiber, Co,

3B - Hoegger.

HR - Pope.

SB - Schreiber, Ch; Vazquez; Wolf, T; Berardi

Stamford	IP	H	R	ER	BB	SO	AB	BF
Mickey Villanueva	3.0	9	10	5	5	0	19	24
Hayden Nauert	1.0	3	5	5	3	0	6	9

#### Windthorst 15 (35-6-1)

Player	POS	AB	R	H	RBI	BB	SO	PO	A	LOB
Chase Schreiber	3B	3	3	3	0	1	0	0	0	0
Abel Vazquez	C	3	1	2	0	1	0	3	1	0
Tryce Berend	PR/PH	0	0	0	0	0	0	0	0	1
Colin Schreiber	SS	4	2	2	3	0	0	2	0	2
Travis Wolf	P	3	0	2	0	1	0	1	2	0
Tyler Berardi	PR	0	2	0	0	0	0	0	0	0
Joe Hoegger	CF	3	1	1	2	1	0	2	0	1
Jacob Johnson	1B	2	1	0	0	1	0	6	1	0
Ty Duncan	2B	1	2	0	1	2	0	1	5	0
Matthew Wolf	DH	2	1	1	1	1	0	0	0	0
Jayson Pope	RF	3	2	1	5	0	0	0	0	2
Mason Vieth	LF	0	0	0	0	0	0	0	0	0

Totals 25 15 12 12 8 0 15 9 6

Windthorst	IP	H	R	ER	BB	SO	AB	BF
Travis Wolf	5.0	2	2	0	3	3	17	21

Win - Wolf, T (13-3)

Loss - Villanueva (14-4)

Save - None.

WP - Nauert 2; Villanueva.

PB - Vazquez 2.

BK - None.

HBP - by Wolf, T (Templeton).

Umpires - HP: Randy Weinglass 1B: Armando Sanchez 2B: Ramon Bracamontes 3B: Gilbert De La Rosa

Time - 1:50

A - 1267

### Thorndale vs Evadale

June 9, 2010, Dell Diamond, Round Rock, Texas

#### Thorndale 4 (24-12)

Player	POS	AB	R	H	RBI	BB	SO	PO	A	LOB
Josh Ware	CF	4	1	1	0	0	0	0	0	0
Paxton Jordan	P	4	0	1	1	0	0	2	2	0
Sam Richter	PR	0	0	0	0	0	0	0	0	0
Tyler Jordan	C	3	0	0	1	0	0	5	0	2
Calvin Tomanca	SS	4	1	1	0	0	0	2	1	1
Shea Maupin	3B	2	0	0	0	0	0	1	0	0
Weston Fisher	1B	2	1	1	0	0	0	5	0	1
Caleb Saunders	2B	3	0	0	0	0	1	1	1	0
Isaac Leyendecker	RF	2	1	1	1	0	1	1	1	1
Tyler Mills	LF	3	0	1	0	0	0	2	0	1

Totals 27 4 6 3 0 2 18 6 6

Score by Innings	1	2	3	4	5	6	7	R	H	E
Thorndale	1	0	0	0	1	2	0	4	6	0
Evadale	0	1	0	1	1	2	X	5	11	3

E - Potts; Franklin, C 2.

LOB - Thorndale 6; Evadale 6.

2B - Jordan, P; Potts; Tucker.

3B - Ware.

HR - Dubose.

SB - Saunders; Anthony 2; Dubose

Thorndale	IP	H	R	ER	BB	SO	AB	BF
Paxton Jordan	6.0	11	5	5	1	5	26	29

#### Evadale 5 (30-5)

Player	POS	AB	R	H	RBI	BB	SO	PO	A	LOB
Dustin Potts	SS	4	1	2	1	0	0	2	2	0
Billy Nichols	C	3	0	0	0	0	0	1	1	1
Chase Franklin	3B	2	0	1	1	0	1	0	0	0
Tyler Tucker	1B	2	0	1	0	1	0	10	0	0
Tyler Ousley	2B	3	1	1	0	0	1	1	4	3
Dilan Anthony	CF	3	1	2	0	0	0	3	0	0
Chris Harvey	RF	3	0	1	0	0	1	3	0	0
Hayden Dubose	P	3	1	3	3	0	0	0	3	0
Deven Murphy	PR	0	1	0	0	0	0	0	0	0
Aaron Cravy	LF	3	0	0	0	0	2	1	0	2

Totals 26 5 11 5 1 5 21 10 6

Evadale	IP	H	R	ER	BB	SO	AB	BF
Hayden Dubose	7.0	6	4	2	0	2	27	31

Win - Dubose (10-0).

Loss - Jordan, P (9-3)

Save - None.

WP - None.

PB - Jordan, T.

BK - None.


HBP - by Dubose (Maupin).

Umpires - HP: Stuart Boozer, 1B: Billy Lansdell, 2B: Bob Bruggeman, 3B: Clay Humphrey

Time - 1:55

A - 1315

# 2010 Baseball Conference 1A



# Baseball 2A



Members of the conference 2A state champion Rogers baseball team include (front row) Travis Perkins, Kody Janke, JC Garcia, Daven Kostroun, Chance Marek, Bennie Klaus; (second row) Dustin Meadows, Jason Bedrich, Trevor James, Matt Macha; (third row) Chase Schiller, Caleb Williams, Justin Flores, Tanner Dorskocil, John Reason, Ryan Pierce; (back row) Nash Fares, Ryan Fares, Gregory Mendoza, Keith Klaus.

## State Championship Results

### Rogers vs Bushland

June 10, 2010, UFCU Disch-Falk Field, Austin, Texas

Rogers 6 (32-9)											Bushland 1 (33-6)											
Player	POS	AB	R	H	RBI	BB	SO	PO	A	LOB	Player	POS	AB	R	H	RBI	BB	SO	PO	A	LOB	
JC Garcia	CF	3	0	0	0	1	0	1	0	1	Thomas Cleveland	CF	2	0	0	0	1	0	0	0	0	0
Ryan Fares	3B	4	1	1	0	0	1	0	4	0	Rawley Gomez	SS/P	3	0	1	0	0	1	1	3	0	
Chance Marek	SS/P	3	1	2	0	1	0	0	2	1	Sterling Kiper	RF/2B	3	0	0	0	0	0	3	1	0	
Gregory Mendoza	P/SS	4	1	2	1	0	0	1	2	0	Brett Wilhelm	2B/SS	3	1	0	0	0	0	3	3	2	
Matt Macha	1B	1	0	1	1	3	0	11	0	0	Michael Welch	1B/P	3	0	0	0	0	1	11	0	0	
Travis Perkins	PR	0	1	0	0	0	0	0	0	0	Joel Britten	C	2	0	0	0	0	1	2	1	0	
Caleb Williams	2B	4	0	0	0	0	0	0	2	5	TJ Allen	PH	1	0	0	0	0	1	0	0	0	
Daven Kostroun	RF	4	1	2	1	0	1	2	0	0	Monty McCasland	P/RF	2	0	0	0	1	2	0	1	0	
Dustin Meadows	DH	2	0	1	0	1	1	0	0	0	Cody Weiss	3B	2	0	0	0	0	0	0	2	1	
Kody Janke	LF/PRO	0	0	0	0	0	0	0	0	0	Tate Rhodes	LF	2	0	0	0	0	0	1	0	0	
Ryan Pierce	C	2	1	0	0	2	0	6	0	2												
<b>Totals</b>			<b>27</b>	<b>6</b>	<b>9</b>	<b>3</b>	<b>8</b>	<b>3</b>	<b>21</b>	<b>10</b>	<b>Totals</b>		<b>23</b>	<b>1</b>	<b>1</b>	<b>0</b>	<b>2</b>	<b>6</b>	<b>21</b>	<b>11</b>	<b>3</b>	

Score by Innings	1	2	3	4	5	6	7	R	H	E
Rogers	0	0	1	0	2	2	1	6	9	2
Bushland	0	0	0	0	1	0	0	1	1	2

E – Macha; Pierce; Gomez; Welch.  
 DP – Bushland 3.  
 LOB – Rogers 9; Bushland 3.  
 2B – None.  
 3B – None.  
 HR – None.  
 SB – Garcia; Fares; Marek; Mendoza 2; Kostroun.  
 SH – Meadows.  
 CS – None.

Rogers									Bushland								
Player	IP	H	R	ER	BB	SO	AB	BF	Player	IP	H	R	ER	BB	SO	AB	BF
Chance Marek	7.0	1	1	0	2	6	23	25	Monty McCasland	4.0	4	1	0	4	2	15	19
									Rawley Gomez	1.2	4	3	3	0	0	7	7
									Michael Welch	1.1	1	2	2	4	1	5	10

Win – Marek. (8-1)  
 Loss – McCasland. (9-3)  
 Save – None.  
 WP – None.  
 PB – Pierce; Britten 6.  
 BK – None.  
 HBP – None.  
 Umpires – HP: Stuart Boozer, 1B: Billy Lansdell, 2B: Bob Bruggeman, 3B: Clay Humphrey  
 Time – 2:07  
 A – 1555  
 MVP – Chance Marek, Rogers HS

# Baseball 2A

## Semifinals

### Rogers vs White Oak

June 9, 2010, UFCU Disch-Falk Field, Austin, Texas

Rogers 7 (31-9)											White Oak 4 (29-5)										
Player	POS	AB	R	H	RBI	BB	SO	PO	A	LOB	Player	POS	AB	R	H	RBI	BB	SO	PO	A	LOB
JC Garcia	CF	5	0	0	0	0	4	0	0	1	Chance Evans	SS	3	0	0	0	1	2	1	1	0
Ryan Fares	3B	4	1	1	1	0	1	1	0	0	Jackson McCurdy	C	3	1	1	1	1	2	8	0	0
Chance Marek	SS/P	2	1	0	0	2	0	3	1	0	Derick Smith	2B	3	0	0	0	1	2	1	0	2
Gregory Mendoza	P/SS	4	0	2	2	0	0	0	1	1	Logan King	1B	3	0	0	0	0	1	6	0	0
Matt Macha	1B	3	1	1	0	1	1	7	0	3	Joseph Gawrieh	P	3	0	1	1	0	1	0	1	0
Caleb Williams	2B	4	1	0	0	0	1	0	1	2	Wesley Berry	P	0	0	0	0	0	0	0	0	0
Daven Kostroun	RF	4	1	2	0	0	0	2	0	0	CF	2	1	0	0	1	0	2	0	2	0
Dustin Meadows	DH	3	1	2	3	1	1	0	0	0	Connor Sharp	LF	1	1	0	0	2	0	2	0	0
Kody Janke	LF/DH2	1	0	0	1	0	1	0	2	0	Hunter Owens	RF	2	1	0	0	1	0	1	0	0
Ryan Pierce	C/LF	1	0	0	0	0	1	7	4	0	Taylor Goll	3B	3	0	0	0	0	1	0	3	1
<b>Totals</b>		<b>32</b>	<b>7</b>	<b>8</b>	<b>6</b>	<b>5</b>	<b>9</b>	<b>21</b>	<b>7</b>	<b>9</b>	<b>Totals</b>		<b>23</b>	<b>4</b>	<b>2</b>	<b>2</b>	<b>7</b>	<b>9</b>	<b>21</b>	<b>5</b>	<b>5</b>
<b>Score by Innings</b>	<b>1</b>	<b>2</b>	<b>3</b>	<b>4</b>	<b>5</b>	<b>6</b>	<b>7</b>	<b>R</b>	<b>H</b>	<b>E</b>											
Rogers	0	6	0	0	0	1	0	7	8	2											
White Oak	0	2	0	0	0	1	1	4	2	2											

E – Williams 2; Evans; Goll.  
LOB – Rogers 9; White Oak 5.

2B – Mendoza 2; McCurdy.

3B – Meadows.

HR – None.

SB – Fares 2; Marek; Janke; McCurdy; Pecot 2; Sharp.

CS – Evans; Pecot.

Rogers											White Oak										
Player	IP	H	R	ER	BB	SO	AB	BF			Player	IP	H	R	ER	BB	SO	AB	BF		
Gregory Mendoza	6.0	1	4	2	7	9	19	26			Joseph Gawrieh	6.0	8	7	5	4	8	29	33		
Chance Marek	1.0	1	0	0	0	0	4	4			Wesley Berry	1.0	0	0	0	1	1	3	4		

Win – Mendoza. (10-3)

Loss – Gawrieh. (11-2)

Save – None.

WP – Mendoza; Gawrieh.

PB – McCurdy

BK – None.

HBP – None.

Umpires – HP: Jerome Chavez, 1B: Gary Harmon, 2B: Bill Holtzapple 3B: Paul Casias

Time – 2:15

A – 2011

### Bushland vs Brock

June 9, 2010, UFCU Disch-Falk Field, Austin, Texas

Bushland 4 (33-5)											Brock 3 (36-1-1)										
Player	POS	AB	R	H	RBI	BB	SO	PO	A	LOB	Player	POS	AB	R	H	RBI	BB	SO	PO	A	LOB
Thomas Cleveland	CF	3	1	1	1	1	0	2	0	0	Zack Patino	C	2	1	1	0	1	0	5	0	0
Rawley Gomez	SS	4	0	1	0	0	0	2	1	0	Coleman Bowden	SS	4	0	0	0	0	1	2	2	3
Sterling Kiper	P	4	0	1	1	0	0	0	1	2	J.D. Stinnett	2B	3	1	1	0	1	1	1	3	1
Brett Wilhelm	2B	3	1	2	0	0	0	5	4	0	Kyle Sargent	3B/P	3	1	1	1	0	0	0	3	0
Michael Welch	1B	2	0	0	0	0	0	5	0	2	Jon Barnett	CF	2	0	0	0	1	1	2	0	0
Joel Britten	C	3	0	0	0	0	3	6	0	0	Kody Sargent	DH	3	0	1	1	0	1	0	0	2
Monty McCasland	RF	2	1	1	1	1	1	1	0	0	Shay Phillips	DH	1	0	0	0	1	0	0	1	0
Cody Weiss	3B	2	0	0	0	0	1	0	0	1	Spencer Godby	DH	3	0	1	1	0	0	1	0	1
Tate Rhodes	LF	3	1	2	0	0	0	0	0	0	Ryan Burden	RF	1	0	1	0	0	0	4	0	0
<b>Totals</b>		<b>26</b>	<b>4</b>	<b>8</b>	<b>3</b>	<b>2</b>	<b>5</b>	<b>21</b>	<b>6</b>	<b>5</b>	<b>Totals</b>		<b>26</b>	<b>3</b>	<b>6</b>	<b>3</b>	<b>4</b>	<b>5</b>	<b>21</b>	<b>10</b>	<b>9</b>
<b>Score by Innings</b>	<b>1</b>	<b>2</b>	<b>3</b>	<b>4</b>	<b>5</b>	<b>6</b>	<b>7</b>	<b>R</b>	<b>H</b>	<b>E</b>											
Bushland	0	0	2	1	1	0	0	4	8	0											
Brock	1	0	2	0	0	0	0	3	6	4											

E – Bowden; Sargent, Ky. 2; Dailey.

DP – Brock 2.

LOB – Bushland 5; Brock 9.

2B – Cleveland; Wilhelm; Stinnett; Sargent, Ko.

3B – None.

HR – None.

SH – Weiss, C.; Barnett.

SB – Patino 2.

SF – Welch.

Bushland											Brock										
Player	IP	H	R	ER	BB	SO	AB	BF			Player	IP	H	R	ER	BB	SO	AB	BF		
Sterling Kiper	7.0	6	3	3	4	5	26	33			Bandy Decker	2.2	1	2	2	2	1	7	10		
											Kyle Sargent	4.1	7	2	2	0	4	19	20		

Win – Kiper. (9-0)

Loss – Sargent, Ky. (8-1)

Save – None.

WP – Mendoza; Gawrieh.

PB – Britten 2.

BK – None.


HBP – by Kiper (Sargent, Ky.); by Kiper (Patino).

Umpires – HP: Don Hatcher, 1B: Gary Evins, 2B: Jesse Plumas, 3B: Jeff Hilliard

Time – 3:49

A – 1437

# 2010 Baseball Conference 2A



# Baseball 3A



Members of the conference 3A state champion Texarkana Pleasant Grove baseball team include (front row) Cole Riddell, Brent Baxter, Michael Gilley, Aaron Berkins, Justin Buchanan; (second row) Adrian Martin, Timothy Buchanan, Michael Ward, Landon Ashby, Will Powell, Nick Reed; (third row) Cason Condray, Melvin Gray, Luke McGuire, Matt Duff, Tanner Miles; (back row) Cody Deal, Paul Phillips, Jon Phillips, Trey Hart, Lucas Wacha, Craig Jones.

## State Championship Results

### Texarkana Pleasant Grove vs Giddings

June 10, 2010, UFCU Disch-Falk Field, Austin, Texas

Texarkana Pleasant Grove 2 (37-2)

Player	POS	AB	R	H	RBI	BB	SO	PO	A	LOB
Matt Duff	CF	4	0	1	0	0	1	2	0	0
Jon Phillips	SS	3	1	1	0	1	0	1	6	0
Michael Gilley	P/PR	4	1	2	0	0	0	0	6	0
Aaron Berkins	PR	0	0	0	0	0	0	0	0	0
Michael Ward	1B	3	0	0	1	0	1	12	0	0
Cole Riddell	3B	3	0	1	1	0	1	2	0	2
Tanner Miles	PR	0	0	0	0	0	0	0	0	0
Will Powell	C	4	0	0	0	0	7	1	2	0
Lucas Wacha	RF	3	0	0	0	0	1	2	0	0
Melvin Gray	2B	3	0	0	0	0	0	1	1	0
Trey Hart	DH	3	0	0	0	0	2	0	0	0
Landon Ashby	LF	0	0	0	0	0	0	0	0	0

Giddings 0 (32-3-1)

Player	POS	AB	R	H	RBI	BB	SO	PO	A	LOB
Brooks Marlow	SS/2B	3	0	1	0	1	0	1	4	1
Trey Masek	2B/P	3	0	1	0	0	0	1	5	0
Ty Marlow	P/SS	3	0	2	0	1	0	0	3	1
Jacob Satterfield	PR	0	0	0	0	0	0	0	0	0
Rush Plumlee	C	4	0	0	0	0	0	5	3	2
Mason Becker	1B	4	0	0	0	0	0	15	0	1
Philip Fritsche	3B	3	0	0	0	0	1	1	2	0
Lance Krause	CF	4	0	0	0	0	3	1	0	0
Vinsoon Gonzales	LF	3	0	2	0	0	1	0	0	1
Eric Escalante	RF	2	0	0	0	0	2	3	0	1
Trevor Absnaider	PH	1	0	0	0	0	1	0	0	0

Totals

30 2 5 2 1 6 27 14 4

Totals

30 0 6 0 2 8 27 17 7

Score by Innings

	1	2	3	4	5	6	7	8	9	R	H	E
Texarkana Pleasant Grove	0	0	0	0	0	0	0	0	2	2	5	1
Giddings	0	0	0	0	0	0	0	0	0	0	6	0

E - Ward.

DP - Texarkana Pleasant Grove 1.

LOB - Texarkana Pleasant Grove 4; Giddings 7.

2B - Duff; Phillips; Marlow, B; Marlow, T.

3B - None.

HR - None.

SH - Ward; Masek; Fritsche.

SB - None.

CS - Berkins.

Texarkana Pleasant Grove	IP	H	R	ER	BB	SO	AB	BF
Michael Gilley	9.0	6	0	0	2	8	30	34

Giddings	IP	H	R	ER	BB	SO	AB	BF
Ty Marlow	8.0	4	2	2	1	6	27	29
Trey Masek	1.0	1	0	0	0	0	3	4

Win - Gilley. (12-0)

Loss - Marlow, T. (10-1)

Save - None.

BK - None.

HBP - by Marlow, T (Riddell).

Umpires - HP: Don Hatcher, 1B: Jesse Plumas, 3B: Jeff Hilliard

Time - 1:53

A - 2202

MVP - Michael Gilley, Texarkana Pleasant Grove HS



# Baseball 3A

## Semifinals

### Lubbock Estacado vs Texarkana Pleasant Grove

June 9, 2010, UFCU Disch-Falk Field, Austin, Texas

#### Lubbock Estacado 4 (32-9)

Player	POS	AB	R	H	RBI	BB	SO	PO	A	LOB
Zyquaine Young	CF	4	1	1	0	0	2	0	0	0
Alfredo Garza	C	3	0	1	1	0	1	7	2	0
Chris Cortez	C	0	1	0	0	0	0	0	0	0
Aidan Rivera	P/1B	3	0	1	1	0	2	3	0	0
Eric Alvarez	3B	3	0	3	1	0	0	2	1	0
Adam Escobar	3B/P	0	1	0	0	0	0	0	0	0
Quentin Johnson	LF	2	0	0	0	0	1	0	0	0
Mario Quesada	SS	3	0	0	0	0	2	1	3	1
Mick Limon	1B/P	2	0	0	0	0	0	3	0	0
Jacob Vasquez	P	0	0	0	0	0	0	0	0	0
Keanu Ramos	DH	3	0	0	0	0	1	0	0	2
Nick Flores	2B	3	1	2	0	0	1	2	3	0
Adrian Adame	RF	0	0	0	0	0	0	0	0	0

Totals 26 4 8 3 0 10 18 9 3

Score by Innings	1	2	3	4	5	6	7	R	H	E
Lubbock Estacado	0	0	0	0	4	0	0	4	8	0
Texarkana Pleasant Grove	0	0	0	0	5	0	X	5	7	1

E - Riddell.  
 DP - Estacado 1.  
 LOB - Estacado 3; Texarkana Pleasant Grove 2.  
 2B - Young; Wacha.  
 3B - Gray.  
 HR - Phillips.  
 SH - Johnson.  
 SB - Alvarez; Duff.  
 CS - Flores; Gilley; Wacha.

Lubbock Estacado	IP	H	R	ER	BB	SO	AB	BF
Aidan Rivera	4.0	4	2	2	3	4	13	16
Mick Limon	1.0	3	3	3	0	2	6	6
Jacob Vasquez	1.0	0	0	0	0	1	3	3

Win - Phillips. (12-0)  
 Loss - Limon. (7-4)  
 Save - None.  
 BK - None.  
 HBP - by Phillips (Limon).  
 Umpires - HP: Jerry Johnson, 1B: Rodney Langford, 2B: Bert Lumberas, 3B: Matt Martinez  
 Time - 2:25  
 A - 1887

### Jasper vs Giddings

June 9, 2010, UFCU Disch-Falk Field, Austin, Texas

#### Jasper 0 (35-5)

Player	POS	AB	R	H	RBI	BB	SO	PO	A	LOB
Tyler Ernest	SS	2	0	0	0	1	0	1	0	0
Jacob Soisson	2B	2	0	1	0	1	1	1	3	0
Ty Parker	C	3	0	2	0	0	1	7	1	0
Sam Alvis	CF	3	0	0	0	0	2	1	0	3
Parker Phillips	3B	3	0	1	0	0	0	1	0	1
Derek Sowell	P/1B	3	0	0	0	0	2	2	0	0
Colton Burleson	P	0	0	0	0	0	0	1	0	0
Jacob Clark	1B/DH3	0	0	0	0	0	2	1	0	0
Cain Draper	LF	2	0	0	0	1	1	1	0	0
Lance Nerio	RF	3	0	0	0	0	0	2	1	2

Totals 24 0 4 0 3 7 18 7 6

Score by Innings	1	2	3	4	5	6	7	R	H	E
Jasper	0	0	0	0	0	0	0	0	4	3
Giddings	1	0	0	0	2	3	X	6	8	1

E - Soisson; Phillips; Burleson; Masek.  
 DP - None.  
 LOB - Jasper 6; Giddings 12.  
 2B - Phillips; Masek; Plumlee.  
 3B - None.  
 HR - None.  
 SH - Becker; Gonzales, V.  
 SB - Parker; Marlow, B.; Krause, L.  
 CS - Parker.

Jasper	IP	H	R	ER	BB	SO	AB	BF
Derek Sowell	5.0	7	4	4	5	6	23	29
Colton Burleson	1.0	1	2	2	0	1	6	7

Win - Masek. (14-0)  
 Loss - Sowell. (16-4)  
 Save - None.  
 BK - None.  
 HBP - None.  
 Umpires - HP: Darin Heare, 1B: Thomas Beene, 2B: Mark Miller, 3B: Steven Long  
 Time - 2:03  
 A - 1367

#### Texarkana Pleasant Grove 5 (36-2)

Player	POS	AB	R	H	RBI	BB	SO	PO	A	LOB
Matt Duff	CF	3	1	1	1	0	1	2	0	1
Jon Phillips	P	3	1	1	2	0	0	0	0	1
Michael Gilley	SS	2	0	1	0	1	1	0	1	0
Michael Ward	1B	2	0	0	0	1	1	4	0	0
Cole Riddell	3B	3	0	0	0	0	1	0	2	1
Will Powell	C	3	0	1	0	0	1	10	1	0
Aaron Berkins	C	0	1	0	0	0	0	0	0	0
Lucas Wacha	RF	3	1	2	0	0	0	2	0	0
Melvin Gray	2B	1	1	1	2	1	0	3	0	0
Landon Ashby	LF	0	0	0	0	0	0	0	1	0
Trey Hart	DH	2	0	0	0	0	2	0	0	0

Totals 22 5 7 5 3 7 21 6 2

Texarkana Pleasant Grove	IP	H	R	ER	BB	SO	AB	BF
Jon Phillips	7.0	8	4	4	0	10	26	28


#### Giddings 6 (32-2-1)

Player	POS	AB	R	H	RBI	BB	SO	PO	A	LOB
Brooks Marlow	2B	3	0	1	0	1	0	1	6	2
Trey Masek	P	3	1	2	0	1	1	1	1	1
Jacob Satterfield	P	0	0	0	0	0	0	0	0	0
Ty Marlow	SS	4	1	1	1	0	0	1	1	2
Rush Plumlee	C	4	2	2	0	0	0	7	1	0
Mason Becker	1B	1	2	0	1	2	0	9	1	0
Philip Fritsche	3B	3	0	2	2	1	0	0	1	0
Lance Krause	CF	4	0	0	1	0	2	0	0	5
Vinsong Gonzales	LF	3	0	0	1	0	1	0	0	0
Eric Escalante	RF	4	0	0	0	0	3	2	0	2

Totals 29 6 8 6 5 7 21 11 12

Giddings	IP	H	R	ER	BB	SO	AB	BF
Trey Masek	7.0	4	0	0	3	7	24	27

# 2010 Baseball Conference 3A



# Baseball 4A



Members of the conference 4A state champion Brenham baseball team include (front row) Matt Howlett, Garrett Webb, Patrick Donaldson, Jake Loukanis, Mason Kwiatkowski, Joesph Dickschat, Dalton Baird, Kevin Kubeczka, Sam McElreath, Landon Harris; (second row) Halden Maynard, Drake Roberts, Seth Spivey, Jeremy Hall, Chance Bolcerek, Colin Crenshaw, Chase Wellbrock, Jarred Moehlmann, Zack Jacobs; (third row) Jesse Baker, Ty Schlottmann, Corey Bentke, Eric Preuss, Eric Stegent, Erich Weiss, Dillon Knebel, Colten Walla, Scott Weinschenk, Scott Meier; (back row) Lanny Williams, Brian Harris, Todd Wellmann, Jim Long, Chase Wheaton, Brian Thiebaud, Coach Howlett, Trey Marik.

## State Championship Results

**Corpus Christi Calallen vs Brenham**  
June 11, 2010, Dell Diamond, Round Rock, Texas

Corpus Christi Calallen 1 (38-5)

Player	POS	AB	R	H	RBI	BB	SO	PO	A	LOB
Brett Bell	SS	3	0	2	0	0	1	5	1	0
Richard Montemayor	2B	3	0	0	0	0	1	3	0	0
Wyatt Mathisen	P	3	0	1	0	0	0	1	1	0
Shilo Whetsel	PR	0	0	0	0	0	0	0	0	0
Rob Zastryzny	LF	3	0	0	0	0	2	1	0	1
Tyler Neslony	RF	3	0	0	0	0	2	1	0	0
Chad Vanaman	C	3	0	2	0	0	0	4	1	0
Preston Dorsey	PR	0	1	0	0	0	0	0	0	0
Tanner Vandevere	1B	3	0	2	1	0	0	6	1	0
Tate Bammert	DH	2	0	0	0	1	0	0	0	1
Avery Cortez	PR	0	0	0	0	0	0	0	0	0
Hunter Whetsel	CF	2	0	0	0	0	0	1	0	1
Greg Hernandez	3B	0	0	0	0	0	0	0	2	0

Totals 25 1 7 1 1 5 18 10 4

Score by Innings	1	2	3	4	5	6	7	R	H	E
Corpus Christi Calallen	0	1	0	0	0	0	0	1	7	2
Brenham	0	0	0	1	0	1	X	2	6	0

E - Bell; Zastryzny.  
DP - Brenham 1.  
LOB - Corpus Christi Calallen 4; Brenham 6.  
2B - Mathisen; Vandevere.  
3B - None.  
HR - None.  
SH - None.  
SB - Whetsel, H.  
SF - Schlottman.  
CS - Bell; Dorsey; Hall.

Corpus Christi Calallen	IP	H	R	ER	BB	SO	AB	BF
Wyatt Mathisen	6.0	6	2	2	2	3	23	26

Brenham 2 (37-5)

Player	POS	AB	R	H	RBI	BB	SO	PO	A	LOB
Drake Roberts	SS	3	0	0	0	0	1	2	2	1
Seth Spivey	C	3	0	0	0	0	0	6	2	1
Erich Weiss	2B	3	1	2	0	0	0	3	1	0
Chance Bolcerek	CF	2	1	0	0	1	0	2	0	0
Jeremy Hall	LF	2	0	2	0	1	0	4	0	0
Colten Walla	1B	3	0	1	1	0	1	3	0	0
Ty Schlottmann	RF	2	0	0	1	0	1	0	0	2
Scott Weinschenk	DH	3	0	0	0	0	0	0	0	2
Eric Preuss	3B	2	0	1	0	0	0	1	2	0
Jarred Moehlmann	PR	0	0	0	0	0	0	0	0	0
Chase Wellbrock	P	0	0	0	0	0	0	0	0	0

Totals 23 2 6 2 2 3 21 7 6

Brenham	IP	H	R	ER	BB	SO	AB	BF
Chase Wellbrock	7.0	7	1	1	1	5	25	26

Win - Wellbrock (18-0).  
Loss - Mathisen (7-2).  
Save - None.  
BK - None.  
WP - None.  
HBP - None.  
Umpires - HP: Don Hatcher, 1B: Gary Evins, 2B: Jesse Plumas, 3B: Jeff Hilliard.  
Time - 1:50  
A - 4002  
MVP - Chase Wellbrock, Brenham HS

## Baseball 4A

## Semifinals

**Wichita Falls Rider vs Brenham**

June 9, 2010, Dell Diamond, Round Rock, Texas

Wichita Falls Rider 2 (37-7)

Player	POS	AB	R	H	RBI	BB	SO	PO	A	LOB
Seth Carter	CF	4	1	0	0	0	4	2	0	1
Gage Green	C	3	1	2	0	1	0	6	1	0
Cameron Allen	P	4	0	1	1	0	1	0	2	1
Connor Brown	PR/PHO	0	0	0	1	0	0	0	0	0
Reid Barnett	SS	4	0	2	1	0	1	1	3	0
Ben Smith	1B	4	0	0	0	0	2	9	0	0
Kyler Ritchie	LF	4	0	1	0	0	2	1	0	2
Ben Cummings	DH	3	0	2	0	0	0	0	0	0
Matt Montague	3B	2	0	0	0	1	0	0	2	1
Ben Bates	2B	2	0	0	0	0	1	1	3	2
Blake Brom	RF	0	0	0	0	0	0	2	0	0

Brenham 3 (36-5)

Player	POS	AB	R	H	RBI	BB	SO	PO	A	LOB
Drake Roberts	SS	4	0	0	0	0	1	1	4	4
Seth Spivey	C	3	0	1	1	1	0	11	1	0
Zack Jacobs	PR	0	2	0	0	0	0	0	0	0
Eric Weiss	2B	3	0	1	0	1	0	1	2	0
Chance Bolcerek	CF	3	0	1	0	1	0	1	0	1
Jeremy Hall	RF/LF2	1	0	0	1	0	1	0	1	0
Colten Walla	1B	3	0	1	0	1	0	1	9	0
Ty Schlottmann	P/RF	3	0	1	1	1	0	0	2	2
Jeremy Zettel	PR	0	0	0	0	0	0	0	0	0
Scott Weinschen	DH	3	0	0	0	0	2	0	0	3
Eric Stegent	PH	0	0	0	0	1	0	0	0	0
Eric Preuss	3B	3	0	1	0	0	1	0	1	0
Jarred Moehlmann	LF	0	0	0	0	0	0	0	0	0
Chase Wellbrock	P	0	0	0	0	0	0	0	1	0

Totals

30 2 8 2 3 11 22 11 7

Totals

27 3 6 2 7 4 24 11 13

Score by Innings

	1	2	3	4	5	6	7	8	R	H	E
Wichita Falls Rider	1	0	0	0	1	0	0	0	2	8	2
Brenham	0	1	0	0	1	0	0	1	3	6	0

E - Barnett; Bates.

DP - WF Rider 2; Brenham 2.

LOB - WF Rider 7; Brenham 13.

2B - Green.

3B - Weiss.

HR - None.

SH - Preuss.

SB - Carter; Ritchie; Cummings.

CS - Brown.

Wichita Falls Rider	IP	H	R	ER	BB	SO	AB	BF
Cameron Allen	7.1	6	3	1	7	4	27	38

Brenham	IP	H	R	ER	BB	SO	AB	BF
Ty Schlottmann	6.0	6	2	2	2	9	24	26
Chase Wellbrock	2.0	2	0	0	1	2	6	7

Win - Wellbrock (17-0).

Loss - Allen (12-1).

Save - None.

BK - None.

WP - Schlottmann 2.

HBP - by Allen (Hall); by Allen (Spivey); by Allen (Roberts).

Umpires - HP: Larry Amaya, 1B: Art Green, 2B: Richard Trevino, 3B: Johnny Rios

Time - 2:18

A - 3075

**Frisco Wakeland vs Corpus Christi Calallen**

June 9, 2010, Dell Diamond, Round Rock, Texas

Frisco Wakeland 3 (31-11)

Player	POS	AB	R	H	RBI	BB	SO	PO	A	LOB
Willie Schwanke	3B	3	1	2	1	0	0	0	0	0
Eric Swann	LF	4	0	1	0	0	1	2	0	1
Greg McCall	C	3	1	1	1	0	1	2	0	0
Sean McCracken	RF	2	0	0	0	1	0	2	0	2
Joey Swanner	CF	3	0	1	1	0	0	4	0	0
Landon Baker	SS	3	0	0	0	0	2	1	1	0
Nick Buhler	1B	3	0	0	0	0	0	4	0	2
Ryan Ohearn	DH	3	0	1	0	0	0	0	0	0
Kyle Leafgren	2B	2	1	1	0	0	0	2	3	0
Hayden Nixon	P	0	0	0	0	0	0	0	0	0
Jeff Oracion	P	0	0	0	0	0	0	1	0	0

Corpus Christi Calallen 6 (38-4)

Player	POS	AB	R	H	RBI	BB	SO	PO	A	LOB
Brett Bell	2B	3	3	2	0	1	0	0	2	2
Richard Montemayor	LF	4	0	3	2	0	1	4	0	0
Wyatt Mathisen	SS	3	0	0	1	0	0	0	1	1
Rob Zastryzny	P	4	0	2	0	0	0	0	2	1
Shilo Whetsel	PR	0	1	0	0	0	0	0	0	0
Tyler Neslony	RF	3	0	0	0	0	0	2	0	2
Chad Vanaman	C	3	0	2	1	0	1	4	0	0
Preston Dorsey	PR	0	1	0	0	0	0	0	0	0
Tanner Vandevere	1B	3	0	1	0	0	0	9	0	0
Tate Bammert	DH	3	0	0	0	0	0	0	0	1
Brian McClendon	PR	0	1	0	0	0	0	0	0	0
Hunter Whetsel	CF	2	0	1	1	0	0	2	0	0
Greg Hernandez	3B	0	0	0	0	0	0	0	2	0

Totals

26 3 7 3 1 4 18 4 5

Totals

28 6 11 5 1 2 21 7 7

Score by Innings

	1	2	3	4	5	6	7	R	H	E
Frisco Wakeland	2	0	0	0	0	0	1	3	7	2
Corpus Christi Calallen	1	0	0	3	1	1	X	6	11	2

E - Schwanke 2; Zastryzny; Neslony.

DP - Frisco Wakeland 1.

LOB - Frisco Wakeland 5; Corpus Christi Calallen 7.

2B - Montemayor; Zastryzny; Whetsel, H..

3B - Bell.

HR - None.

SF - Schwanke; Mathisen; Whetsel, H.

SH - Leafgren.

SB - Swanner; Bell 2.

Frisco Wakeland	IP	H	R	ER	BB	SO	AB	BF
Hayden Nixon	4.0	8	5	2	0	2	20	22
Jeff Oracion	2.0	3	1	1	1	0	8	9

Corpus Christi Calallen	IP	H	R	ER	BB	SO	AB	BF
Rob Zastryzny	7.0	7	3	1	1	4	26	29

Win - Zastryzny (16-1)

Loss - Nixon (5-5).

Save - None.

BK - None.

WP - Oracion.


HBP - None.

Umpires - HP: Ron King, 1B: Wilbert Boykins, 2B: Steve Kraft, 3B: Billy Hardin

Time - 2:05

A - 2567

# 2010 Baseball Conference 4A



# Baseball 5A



Members of the conference 5A state champion Corpus Christi Carroll baseball team include (front row) Jacob Flores, J.D. Chavez, Adam Hinojosa, Troy Garza, Joseph Gonzales, John Avila, Jordan Gonzales, Josh Cruz, Julian Salinas, Brandon Salinas; (second row) Chris Cano, Alan Grohman, Carlos Dominguez, Andrew Heitkamp, Andy Robles, Oshea Dumes, Jason Franco, Andrew Benavides, Todd Akers, Trey Rodriguez, Damian Hinojosa; (back row) Lee Yeager, Ben Vineyard, Malcom Cepeda, Randy Salazar, Courtney Hawkins, Mark Blackmar, Chris Cano, Colton Rangeley, Cameron Hargis, Jim Rainey, Reagan Spruce, Mike Leal, Carlos Maldonado.

## State Championship Results

### Corpus Christi Carroll vs Klein

June 12, 2010, Dell Diamond, Round Rock, Texas

Corpus Christi Carroll 5 (37-7)											Klein 2 (33-7)										
Player	POS	AB	R	H	RBI	BB	SO	PO	A	LOB	Player	POS	AB	R	H	RBI	BB	SO	PO	A	LOB
Adam Hinojosa	2B	4	0	1	1	0	1	1	3	3	Aaron Smith	2B	4	0	1	0	0	1	1	0	4
Trey Rodriguez	SS	4	1	2	0	0	1	1	2	0	Rob Tasin	LF/P	3	1	1	1	0	1	2	0	0
Mark Blackmar	CF	4	0	0	0	0	1	3	0	0	Michell Nau	C	4	0	2	0	0	0	8	1	0
Josh Cruz	3B	4	1	2	0	0	2	0	1	0	Jonathan Fuller	PR/LFo	0	0	0	0	0	0	0	0	0
Oshea Dumes	1B	4	1	1	0	0	2	5	0	1	Mitch Hebert	PR	0	0	0	0	0	0	0	0	0
Courtney Hawkins	P	3	0	0	0	1	0	0	1	0	Eric Fisher	1B/P	4	0	1	0	0	1	2	1	0
Cameron Hargis	PR	0	1	0	0	0	0	0	0	0	Evan Rutter	3B	4	0	1	0	0	0	0	2	4
Jason Franco	LF	3	0	1	2	1	1	4	0	0	Erik Lancaster	DH	3	0	2	0	0	0	0	0	0
Chris Cano	RF	4	1	2	2	0	0	2	0	2	Hank Morgan	RF	2	0	0	0	1	1	5	0	0
Malcolm Cepeda	DH	2	0	1	0	0	0	0	0	2	Reese Jeffries	SS	3	0	0	0	0	1	0	2	1
Joseph Gonzales	C	0	0	0	0	0	0	5	0	0	Ryan Van Marter	CF	3	1	2	0	0	1	3	0	0
											Mike West	P	0	0	0	0	0	0	0	0	0
<b>Totals</b>		<b>32</b>	<b>5</b>	<b>10</b>	<b>5</b>	<b>2</b>	<b>8</b>	<b>21</b>	<b>7</b>	<b>9</b>	<b>Totals</b>		<b>30</b>	<b>2</b>	<b>10</b>	<b>1</b>	<b>1</b>	<b>6</b>	<b>21</b>	<b>6</b>	<b>9</b>

Score by Innings	1	2	3	4	5	6	7	R	H	E
Corpus Christi Carroll	0	1	0	1	3	0	0	5	10	3
Klein	1	0	0	0	0	0	1	2	10	2

E – Rodriguez; Cano; Gonzales, Jos; Rutter; Jeffries, R.  
 DP – Corpus Christi Carroll 2.  
 LOB – Corpus Christi Carroll 9; Klein 9.  
 2B – Rodriguez; Tasin; Lancaster.  
 3B – None.  
 HR – None.  
 SH – None.  
 SB – None.  
 SF – Tasin.  
 CS – None.

Corpus Christi Carroll	IP	H	R	ER	BB	SO	AB	BF	Klein	IP	H	R	ER	BB	SO	AB	BF
Courtney Hawkins	7.0	10	2	0	1	6	30	32	Mike West	4.0	5	2	1	1	6	17	19
									Rob Tasin	1.0	4	3	3	1	1	7	8
									Eric Fisher	2.0	1	0	0	0	1	8	8

Win – Hawkins (10-1)  
 Loss – West (8-2)  
 Save – None.  
 BK – None.  
 WP – Hawkins 2.  
 HBP – by West (Cepeda).  
 Umpires – HP: Darin Heare, 1B: Thomas Beene, 2B: Don Hatcher, 3B: Jeff Hilliard.  
 Time – 2:20  
 A – 1384  
 MVP – Courtney Hawkins, Corpus Christi Carroll HS

# Baseball 5A

## Semifinals

### Plano West vs Klein

June 11, 2010, Dell Diamond, Round Rock, Texas

#### Plano West 3 (25-13-2)

Player	POS	AB	R	H	RBI	BB	SO	PO	A	LOB
Blake Parker	LF/CF	3	0	0	0	1	2	1	0	4
Sam Roberson	C	3	0	0	0	1	0	7	1	0
Zach Hurst	PR	0	0	0	0	0	0	0	0	0
Ryan Ford	1B	3	0	0	0	1	0	4	0	0
Drew Thompson	PR	0	1	0	0	0	0	0	0	0
Billy McKinney	RF	2	1	0	0	2	1	1	0	0
Aaron Machbitz	DH	3	0	1	0	1	0	0	0	2
Andrew Ard	PR	0	0	0	0	0	0	0	0	0
Clint Rupp	SS	4	1	2	1	0	0	1	2	2
Andrew Blum	CF/P	1	0	1	1	2	0	4	1	0
Austin McDonald	3B	3	0	0	0	0	1	3	1	1
Toran Tillitson	2B	3	0	1	1	0	2	1	0	0
Robert Huber	P	0	0	0	0	0	0	0	0	0
Ryan Goldblatt	LF	0	0	0	0	0	0	0	0	0

#### Klein 4 (33-6)

Player	POS	AB	R	H	RBI	BB	SO	PO	A	LOB
Aaron Smith	2B	4	1	1	0	0	0	0	0	3
Rob Tasin	LF/3B	3	1	1	0	1	2	3	0	0
Mitch Hebert	PR	0	1	0	0	0	0	0	0	0
Mitchell Nau	C	4	0	3	2	0	1	6	0	0
Jonathan Fuller	PR/LF	0	0	0	0	0	0	0	0	0
Eric Fisher	1B	2	0	2	1	1	0	6	2	0
Evan Rutter	3B/P	3	0	0	0	1	1	2	2	0
Erik Lancaster	DH	3	0	1	0	1	1	0	0	2
Hank Morgan	RF	4	0	1	1	0	0	1	1	0
Reese Jeffries	SS	3	0	1	0	0	1	0	2	1
Ryan Van Marter	CF	3	1	2	0	0	1	3	0	0
Clayton Crum	P	0	0	0	0	0	0	0	0	0

#### Totals

25 3 5 3 8 6 20 7 9

#### Totals

29 4 12 4 4 7 21 7 10

#### Score by Innings

	1	2	3	4	5	6	7	R	H	E
Plano West	0	0	0	0	0	3	0	3	5	1
Klein	0	0	3	0	0	0	1	4	12	2

E - Rupp; Smith; Jeffries, R.  
 DP - Plano West 2; Klein 2.  
 LOB - Plano West 9; Klein 10.  
 2B - Nau.  
 3B - None.  
 HR - None.  
 SH - None.  
 SB - Lancaster  
 SF - Fisher.  
 CS - None.

Plano West	IP	H	R	ER	BB	SO	AB	BF
Robert Huber	6.0	10	4	4	4	5	24	29
Andrew Blum	0.2	2	0	0	0	2	5	5

Klein	IP	H	R	ER	BB	SO	AB	BF
Clayton Crum	5.0	2	2	2	8	5	15	23
Evan Rutter	1.0	3	1	1	0	1	5	5
Rob Tasin	1.0	0	0	0	0	0	5	5

Win - Tasin (3-1)  
 Loss - Huber (9-2).  
 Save - None.  
 BK - Crum.  
 WP - None.  
 HBP - None.  
 Umpires - HP: Don Hatcher, 1B: Jeff Hilliard, 2B: Gary Evins, 3B: Jesse Plumas.  
 Time - 2:26  
 A - 926

### Fort Bend Clements vs Corpus Christi Carroll

June 11, 2010, Dell Diamond, Round Rock, Texas

#### Fort Bend Clements 3 (33-8)

Player	POS	AB	R	H	RBI	BB	SO	PO	A	LOB
Phillip Casey	SS	1	0	1	0	2	0	0	3	0
Matt Sugar	2B	3	0	0	0	0	2	4	2	3
GR Hinsley	DH	4	0	0	0	0	2	0	0	2
John Stanford	1B	2	2	2	1	2	0	5	1	0
Kenny Hutchison	LF/P	4	1	1	0	0	1	1	0	2
Cline Andrews	3B	3	0	1	0	0	1	1	0	0
Blake Johnson	RF	3	0	0	0	0	1	3	0	0
Ross Stifflemire	CF	3	0	1	1	0	0	4	0	0
Samm Wiggins	C	3	0	1	0	0	2	1	0	2
Austin Decell	PR	0	0	0	0	0	0	0	0	0
Brian Hethcoat	P	0	0	0	0	0	0	1	2	0
Dillon Huff	LF	0	0	0	0	0	0	0	0	0

#### Corpus Christi Carroll 4 (36-7)

Player	POS	AB	R	H	RBI	BB	SO	PO	A	LOB
Adam Hinojosa	2B	4	1	2	2	0	0	0	2	1
Trey Rodriguez	SS	4	0	0	0	0	0	3	0	0
Mark Blackmar	P	3	0	1	0	1	0	1	4	0
Josh Cruz	3B	3	0	2	0	1	0	1	0	0
Oshea Dumes	1B	4	0	1	1	0	1	4	0	3
Courtney Hawkins	CF	3	1	2	1	0	0	1	0	1
Jason Franco	LF	2	1	1	0	0	0	1	0	0
Chris Cano	RF	3	1	1	0	0	0	0	0	0
Malcolm Cepeda	DH	1	0	1	0	1	0	0	0	0
Cameron Hargis	PR	0	0	0	0	0	0	0	0	0
Joseph Gonzales	C	0	0	0	0	0	0	10	0	0

#### Totals

26 3 7 2 4 9 20 8 9

#### Totals

27 4 11 4 3 1 21 6 8

#### Score by Innings

	1	2	3	4	5	6	7	R	H	E
Fort Bend Clements	0	1	0	1	0	0	1	3	7	1
Corpus Christi Carroll	0	1	0	0	0	0	3	4	11	0

E - Johnson.  
 DP - Fort Bend Clements 1.  
 LOB - Fort Bend Clements 9; Corpus Christi Carroll 8.  
 2B - Stanford; Hinojosa.  
 3B - None.  
 HR - Stanford; Hawkins.  
 SH - Sugar; Frankco; Cepeda.  
 SB - None.  
 SF - None.  
 CS - None.

Fort Bend Clements	IP	H	R	ER	BB	SO	AB	BF
Brian Hethcoat	6.1	10	4	4	1	1	25	28
Kenny Hutchison	0.1	1	0	0	2	0	2	4

Corpus Christi Carroll	IP	H	R	ER	BB	SO	AB	BF
Mark Blackmar	7.0	7	3	3	4	9	26	33

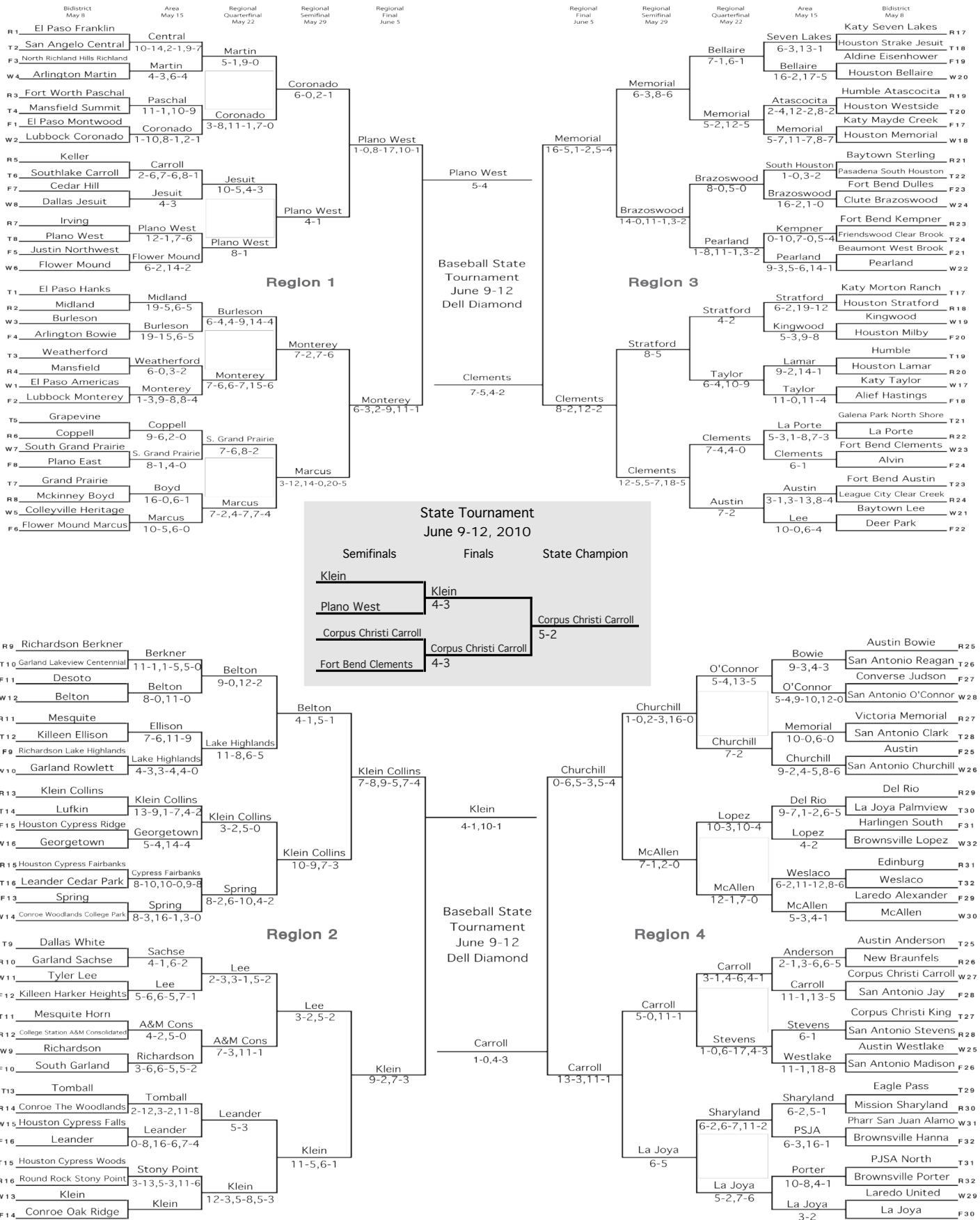
Win - Blackmar (15-1).  
 Loss - Hethcoat (11-3)  
 Save - None.  
 BK - None.  
 WP - Blackmar 4.  
 HBP - by Blackmar (Casey); by Blackmar (Andrews).  
 Umpires - HP: Mark Miller, 1B: Thomas Beene, 2B: Darin Heare, 3B: Steven Long  
 Time - 2:27  
 A - 1240

ACADEMICS

MUSIC

ATHLETICS

# 2010 Baseball Conference 5A





# Girls Basketball 1A Div. I



Members of the Conference 1A Division I girls state champion Smyer basketball team include (front row) Alaina Alexander, Kelsey Seigman, Cassi Hernandez, Nikki Gholson, Landrie Burnam, Ashley Escobedo; (back row) Mike Schaap, Elane Daniel, Kennedy Farr, Jordan Locke, Bailey Robertson, Jesse Daniel, Marissa Garcia, Leland Bearden, Mary Beth Sims.

## State Championship Results

### Martin's Mill vs Smyer

03/06/10, 8:32 a.m. at Frank Erwin Center, Austin, Texas

VISITORS: Martin's Mill 41 (33-5)

##	Player Name	PO	TOT FG-FGA	3-PT FG-FGA	FT-FTA	REBOUNDS			PF	TP	A	TO	BLK	S	MIN
						OF	DE	TOT							
30	Tarrant, Kelsey	f	1-13	1-5	0-0	2	2	4	3	3	1	3	0	0	32
43	Weatherford, Meagan	c	1-4	0-0	3-4	5	0	5	1	5	0	0	0	1	20
05	Williams, Emily	g	4-17	0-2	5-6	1	8	9	2	13	0	2	0	4	32
22	Daniel, Joanna	g	3-9	1-7	1-2	0	4	4	4	8	2	2	0	4	32
23	Munns, Taylor	g	4-9	2-3	0-0	1	2	3	0	10	0	0	0	0	32
15	Roberts, Kenzie		1-2	0-0	0-1	1	1	2	2	2	0	1	0	1	12
TEAM						1	2	3							
Totals			14-54	4-17	9-13	11	19	30	12	41	3	8	0	10	160
TOTAL FG%			1st Half: 5-27	18.5%	2nd Half: 9-27	33.3%		Game: 25.9%	DEADB						
3-Pt. FG%			1st Half: 2-7	28.6%	2nd Half: 2-10	20.0%		Game: 23.5%	REBS						
F Throw %			1st Half: 4-7	57.1%	2nd Half: 5-6	83.3%		Game: 69.2%	0						

HOME TEAM: Smyer 49 (36-3)

##	Player Name	PO	TOT FG-FGA	3-PT FG-FGA	FT-FTA	REBOUNDS			PF	TP	A	TO	BLK	S	MIN
						OF	DE	TOT							
12	Locke, Jordan	f	1-9	1-5	1-2	2	9	11	2	4	2	4	0	1	28
14	Daniel, Jesse	g	0-1	0-1	0-0	0	3	3	2	0	3	1	0	2	32
22	Garcia, Marissa	g	0-0	0-0	2-4	0	4	4	2	2	3	2	1	1	32
23	Fowler, Haley	g	14-22	3-7	4-4	3	10	13	2	35	1	6	1	1	32
25	Gholson, Nikki	g	2-5	2-5	0-0	2	2	4	1	6	5	3	0	2	32
40	Farr, Kennedy		1-5	0-0	0-0	0	1	1	0	2	0	1	0	0	4
TEAM						4	4	4							
Totals			18-42	6-18	7-10	7	33	40	9	49	14	17	2	7	160
TOTAL FG%			1st Half: 9-24	37.5%	2nd Half: 9-18	50.0%		Game: 42.9%	DEADB						
3-Pt. FG%			1st Half: 3-10	30.0%	2nd Half: 3-8	37.5%		Game: 33.3%	REBS						
F Throw %			1st Half: 6-8	75.0%	2nd Half: 1-2	50.0%		Game: 70.0%	1						

Officials: David Rasmussen, Brent Spray, Nate Brown

Technical fouls: none

Attendance: 4,618

Score by Periods	1st	2nd	3rd	4th	Total
Martin's Mill	14	2	12	13	41
Smyer	19	8	13	9	49

Points in the paint- Martin's Mill 14, Smyer 24. Points off turnovers- Martin's Mill 12, Smyer 10.

2nd chance points- Martin's Mill 9, Smyer 3. Fast break points- Martin's Mill 6, Smyer 4.

Bench points- Martin's Mill 2, Smyer 2. Score tied-1 time. Lead changed-3 times.

Last FG- Martin's Mill 4th-00:17, Smyer 4th-02:29.

Largest lead - Martin's Mill by 3 1st-05:03, Smyer by 15 3rd-00:16.

# Girls Basketball 1A Div. I

## Semifinals

### Louise vs Smyer

03/04/10, 8:30 a.m. at Frank Erwin Center, Austin, Texas

VISITORS: Louise 34 (26-7)

#	Player Name	PO	SHOTS			REBOUNDS			PF	TP	A	TO	BLK	S	MIN
			TOT FG-FGA	3-PT FG-FGA	FT-FTA	OF	DE	TOT							
22	Brown, Katie	f	7-18	0-0	2-6	6	4	10	2	16	0	5	0	2	28
44	Bain, Amber	c	2-4	0-0	5-8	3	8	11	3	9	1	2	0	4	27
13	Kotulek, Shelby	g	0-4	0-2	2-4	3	0	3	1	2	1	3	0	0	19
14	Kutac, Kaleigh	g	1-12	0-7	0-0	1	1	2	1	2	2	4	0	1	27
32	Machicek, Kirsten	g	1-5	1-4	2-2	1	0	1	0	5	1	6	0	0	26
04	Kutac, Kelsi		0-0	0-0	0-0	0	0	0	0	0	1	0	0	0	7
10	Roades, Nicole		0-2	0-2	0-2	0	0	0	1	0	0	1	0	0	12
12	Wagner, Ashley		0-0	0-0	0-0	0	1	1	1	0	0	4	0	0	5
15	Hlavaty, Lauren		0-0	0-0	0-0	0	1	1	1	0	0	1	0	0	4
21	Townsend, Tana		0-0	0-0	0-0	0	0	0	0	0	1	1	0	0	3
30	Machicek, Shayla		0-0	0-0	0-0	0	0	0	0	0	1	0	0	0	2
	Team					2	2								
	Totals		11-45	1-15	11-22	14	17	31	10	34	7	29	0	7	160

TOTAL FG%	1st Half:	3-19	15.8%	2nd Half:	8-26	30.8%	Game:	24.4%	DEADB	
3-Pt. FG%	1st Half:	0-8	0.0%	2nd Half:	1-7	14.3%	Game:	6.7%	REBS	
F Throw %	1st Half:	8-14	57.1%	2nd Half:	3-8	37.5%	Game:	50.0%	7	

HOME TEAM: Smyer 76 (35-3)

#	Player Name	PO	SHOTS			REBOUNDS			PF	TP	A	TO	BLK	S	MIN
			TOT FG-FGA	3-PT FG-FGA	FT-FTA	OF	DE	TOT							
12	Locke, Jordan	f	7-17	4-9	0-1	3	5	8	3	18	1	2	1	4	22
14	Daniel, Jesse	g	1-3	1-3	0-0	1	2	3	2	3	2	1	0	3	28
22	Garcia, Marissa	g	1-4	0-2	0-0	4	3	7	3	2	6	1	1	3	19
23	Fowler, Haley	g	12-17	0-1	1-1	0	7	7	4	25	2	7	1	3	22
25	Gholson, Nikki	g	3-6	3-6	0-0	0	1	1	0	9	5	4	0	3	26
00	Seigman, Kelsey		0-0	0-0	0-0	1	0	1	0	0	0	0	0	0	1
02	Robertson, Bailey		1-1	1-1	0-0	1	0	1	0	3	4	1	0	0	11
03	Hernandez, Cassi		0-1	0-0	1-3	0	0	0	0	1	1	1	0	0	4
10	Alexander, Alaina		0-0	0-0	0-0	0	0	0	0	0	0	0	0	0	2
40	Farr, Kennedy		6-9	0-0	3-4	1	2	3	5	15	0	3	4	2	17
44	Burnam, Landrie		0-0	0-0	0-0	0	2	2	0	0	0	1	0	1	6
55	Escobedo, Ashley		0-0	0-0	0-0	0	0	0	0	0	0	0	0	0	2
	Team					1	1								
	Totals		31-58	9-22	5-9	11	23	34	17	76	21	21	7	19	160

TOTAL FG%	1st Half:	14-25	56.0%	2nd Half:	17-33	51.5%	Game:	53.4%	DEADB	
3-Pt. FG%	1st Half:	1-8	12.5%	2nd Half:	8-14	57.1%	Game:	40.9%	REBS	
F Throw %	1st Half:	1-1	100%	2nd Half:	4-8	50.0%	Game:	55.6%	3,1	

Officials: Casey Harp, Keith Brown, Doug Oswalt

Technical fouls: none

Attendance: 3,753

Score by Periods	1st	2nd	3rd	4th	Total
Louise	8	6	4	16	34
Smyer	21	9	26	20	76

Points in the paint- Louise 18, Smyer 44. Points off turnovers- Louise 12, Smyer 41.

2nd chance points- Louise 9, Smyer 11. Fast break points- Louise 6, Smyer 6.

Bench points- Louise 0, Smyer 19. Score tied 1 time. Lead changed-0 times.

Last FG- Louise 4th-01:49, Smyer 4th-02:55.

Largest lead - Louise none, Smyer by 46 4th-03:36.

### Muenster vs Martin's Mill

03/04/10, 10:18 a.m. at Frank Erwin Center, Austin, Texas

VISITORS: Muenster 51 (29-7)

#	Player Name	PO	SHOTS			REBOUNDS			PF	TP	A	TO	BLK	S	MIN
			TOT FG-FGA	3-PT FG-FGA	FT-FTA	OF	DE	TOT							
40	Koetzer, Demi	f	8-14	0-1	1-1	2	4	6	1	17	0	4	1	0	33
13	Klement, Taylor	c	2-5	0-0	4-5	1	7	8	4	8	1	0	2	0	28
12	Heers, Lia	g	6-12	2-6	0-1	0	4	4	4	14	4	3	0	1	34
22	Felderhoff, Shaina	g	4-7	0-1	0-0	2	3	5	3	8	1	4	1	4	36
33	Heers, Lana	g	1-4	0-2	2-2	2	1	3	1	4	0	3	0	0	35
14	Hellman, Emily		0-0	0-0	0-0	0	0	0	0	0	1	1	0	0	3
20	Klement, Jackie		0-0	0-0	0-0	0	0	0	0	0	0	0	0	0	0+
23	Pagel, Allison		0-1	0-1	0-0	0	0	0	4	0	0	3	0	0	11
	TEAM					1	1								
	Totals		21-43	2-11	7-9	7	20	27	17	51	7	18	4	5	180

TOTAL FG%	1st Half:	11-20	55.0%	2nd Half:	9-20	45.0%	OT:	1-3	33.3%	Game:	39.1%	DEADB	
3-Pt. FG%	1st Half:	1-6	16.7%	2nd Half:	1-4	25.0%	OT:	0-1	0.0%	Game:	18.2%	REBS	
F Throw %	1st Half:	9-12	75.0%	2nd Half:	4-7	57.1%	OT:	2-3	66.7%	Game:	68.2%	1,2	

HOME TEAM: Martin's Mill 54 (33-4)

#	Player Name	PO	SHOTS			REBOUNDS			PF	TP	A	TO	BLK	S	MIN
			TOT FG-FGA	3-PT FG-FGA	FT-FTA	OF	DE	TOT							
30	Tarrant, Kelsey	f	4-9	2-2	2-2	2	0	2	1	12	3	0	0	2	36
45	Weatherford, Meagan	c	3-9	0-0	2-4	2	2	4	4	8	0	1	1	0	36
05	Williams, Emily	g	8-15	0-1	10-13	3	4	7	2	26	0	3	0	2	36
22	Daniel, Joanna	g	3-9	1-3	1-2	0	2	2	1	8	1	6	0	3	36
23	Munns, Taylor	g	0-4	0-0	0-1	3	4	7	2	0	1	1	0	2	36
	TEAM					1	4	5							
	Totals		18-46	3-6	15-22	11	16	27	10	54	5	11	1	9	180

TOTAL FG%	1st Half:	10-21	47.6%	2nd Half:	7-21	33.3%	OT:	1-4	25.0%	Game:	139.1%	DEADB	
3-Pt. FG%	1st Half:	0-0	0.0%	2nd Half:	2-5	40.0%	OT:	1-1	100%	Game:	50.0%	REBS	
F Throw %	1st Half:	0-0	0.0%	2nd Half:	7-9	77.8%	OT:	0-0	0.0%	Game:	77.8%	2	

Officials: Ben Alexander, Brian Viereck, Ron Mayfield

Technical fouls: none

Attendance: 3,753

Score by Periods	1st	2nd	3rd	4th	OT	Total
Muenster	13	10	15	11	2	51
Martin's Mill	18	11	14	6	5	54

Points in the paint- Muenster 36, Martin's Mill 28. Points off turnovers- Muenster 15, Martin's Mill 20.

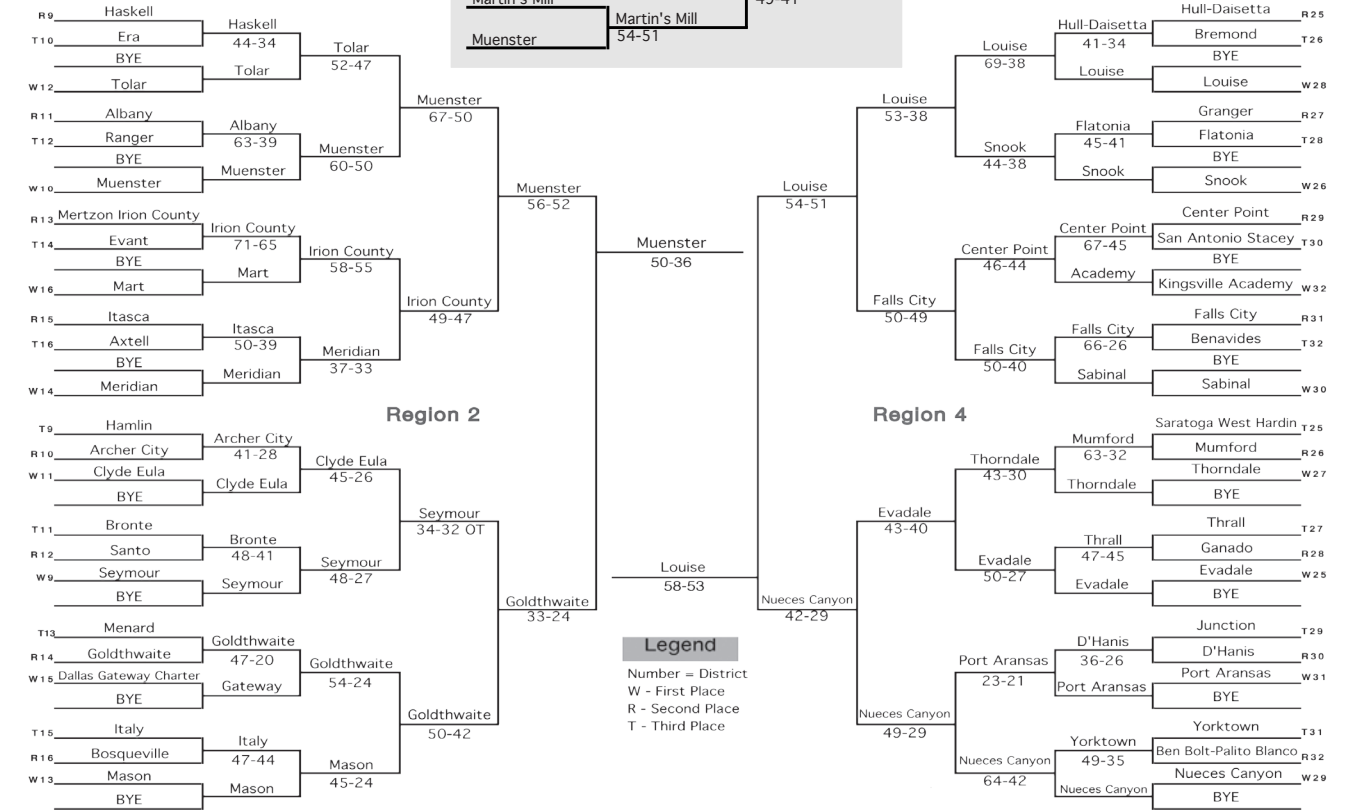
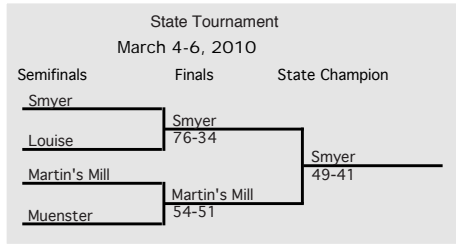
2nd chance points- Muenster 9, Martin's Mill 10. Fast break points- Muenster 0, Martin's Mill 2.

Bench points- Muenster 0, Martin's Mill 0. Score tied-4 times. Lead changed-6 times.

Last FG- Muenster OT-01:53, Tenaha OT-02:11.

Largest lead - Muenster by 2 1st-06:45, Martin's Mill by 9 3rd-02:31.

# 2010 Girls' Basketball Conference 1A Division 1



**Legend**  
 Number = District  
 W - First Place  
 R - Second Place  
 T - Third Place

ACADEMICS  
MUSIC  
ATHLETICS

# Girls Basketball 1A Div. II



Members of the Conference 1A Division II girls state champion Neches basketball team include (front row) Shauna Youngman, LaToya Barrett, Dianna Patton, Roddricka Patton, Kiandra Taylor, Jessica Moore; (back row) Kimberlyn Snider, Kelcie Kinder, Kristen Green, Cheyenne Haskins, Raven McFarland, Andy Snider.

## State Championship Results

### McLean vs Neches

03/06/10, 7:00 p.m. at Frank Erwin Center, Austin, Texas

VISITORS: McLean 32 (29-5)

##	Player Name	PO	SHOTS			REBOUNDS				A	TO	BLK	S	MIN	
			TOT	FG-FGA	3-PT FG-FGA	FT-FTA	OF	DE	TOT						PF
02	Bohlar, Saber	f	0-4	0-2	0-0	2	1	3	1	0	3	1	0	1	25
12	Menefield, Alexis	f	3-16	2-9	3-7	0	9	9	2	11	1	6	1	3	32
05	Haynes, Sheri	g	5-8	2-3	0-2	2	1	3	3	12	0	6	1	1	25
10	Rodriguez, Rudy	g	0-2	0-0	2-2	2	5	7	4	2	1	4	0	1	24
15	Castillo, Nancy	g	1-4	0-0	5-6	1	4	5	4	7	1	6	0	0	32
03	McClendon, Nicole		0-0	0-0	0-0	0	1	1	0	0	0	2	0	0	12
14	Sargent, Marlee		0-0	0-0	0-0	1	0	1	0	0	0	0	0	0	6
23	McMordie, Miranda		0-0	0-0	0-0	0	0	0	0	0	0	0	0	0	1
30	Sargent, Jasie		0-1	0-0	0-0	0	1	1	1	0	0	0	0	0	3
	TEAM					1		1							
	Totals		9-35	4-14	10-17	9	22	31	15	32	6	25	2	6	160

TOTAL FG%	1st Half:	6-19	31.6%	2nd Half:	3-16	18.8%	Game:	25.7%	DEADB
3-Pt. FG%	1st Half:	2-8	25.0%	2nd Half:	2-6	33.3%	Game:	28.6%	REBS
F Throw %	1st Half:	1-2	50.0%	2nd Half:	9-15	60.0%	Game:	58.8%	3

HOME TEAM: Neches 61 (37-2)

##	Player Name	PO	SHOTS			REBOUNDS				A	TO	BLK	S	MIN	
			TOT	FG-FGA	3-PT FG-FGA	FT-FTA	OF	DE	TOT						PF
21	Green, Kristen	f	1-4	1-4	2-2	0	0	0	2	5	0	0	0	0	12
32	McFarland, Raven	f	4-11	1-4	1-2	2	3	5	1	10	1	3	0	2	26
44	Kinder, Kelcie	c	5-9	0-0	4-8	6	6	12	3	14	1	1	0	1	29
04	Patton, Roddricka	g	7-14	1-6	1-0	2	2	4	4	15	2	2	0	8	26
15	Patton, Dianna	g	2-8	2-4	1-2	4	6	10	2	7	7	5	0	4	29
14	Haskins, Cheyenne		2-4	0-0	0-0	0	2	2	2	4	0	1	0	1	13
22	Taylor, Kiandra		3-7	0-1	0-0	3	1	4	2	6	0	0	0	1	23
23	Barrett, LaToya		0-1	0-0	0-0	0	0	0	0	0	0	1	0	0	2
	TEAM					1	1	2							
	Totals		24-58	5-19	8-15	18	21	39	16	61	11	13	0	17	160

TOTAL FG%	1st Half:	15-33	45.5%	2nd Half:	9-25	36.0%	Game:	41.4%	DEADB
3-Pt. FG%	1st Half:	5-14	35.7%	2nd Half:	0-5	0.0%	Game:	26.3%	REBS
F Throw %	1st Half:	2-4	50.0%	2nd Half:	6-11	54.5%	Game:	53.3%	1

Officials: Charles Ingersoll, Domingo Fernandez, Charlie James

Technical fouls: none

Attendance: 5,198

Score by Periods	1st	2nd	3rd	4th	Total
McLean	12	3	12	5	32
Neches	21	16	10	14	61

Points in the paint- McLean 10, Neches 32. Points off turnovers- McLean 4, Neches 29.

2nd chance points- McLean 0, Neches 17. Fast break points- McLean 10, Neches 14.

Bench points- McLean 0, Neches 10. Score tied- 1 time. Lead changed- 3 times.

Last FG- McLean 3rd-04:59, Neches 4th-00:04.

Largest lead - McLean by 2 1st-07:49, Neches by 30 4th-01:08.

# Girls Basketball 1A Div. II

## Semifinals

### Turkey Valley vs Neches

03/05/10, 2:01 p.m. at Frank Erwin Center, Austin, Texas

VISITORS: Turkey Valley 39 (26-6)

##	Player Name	PO	TOT			REBOUNDS				PF	TP	A	TO	BLK	S	MIN
			FG-FGA	3-PT FG-FGA	FT-FTA	OF	DE	TOT								
10	Pointer, Lacie	f	7-23	0-0	3-3	2	3	5	2	17	0	4	1	3	29	
35	Proctor, Jacy	f	2-7	1-5	4-4	0	2	2	0	9	2	3	0	1	22	
44	Kelley, Kelsey	c	0-3	0-0	0-0	1	3	4	2	0	1	0	2	1	19	
22	Mendoza, Mariela	g	3-8	2-5	0-0	3	5	8	2	8	3	6	0	3	29	
23	Smith, Chambray	g	2-7	0-1	1-2	2	0	2	2	5	3	5	0	4	25	
12	Warr, Kammie	g	0-0	0-0	0-0	0	0	0	0	0	0	0	0	0	0+	
14	Jenkins, Kristen		0-4	0-0	0-0	1	0	1	3	0	1	2	0	1	14	
15	Brown, Caitlyn		0-0	0-0	0-0	3	1	4	3	0	0	1	1	0	10	
20	Scrivner, Khaki		0-1	0-0	0-0	0	0	0	1	0	0	0	0	0	6	
24	Phillips, Autumn		0-0	0-0	0-0	0	0	0	0	0	0	1	0	0	1	
32	Price, Payton		0-0	0-0	0-0	0	0	0	1	0	0	0	0	0	5	
	TEAM					2	1	3								
	Totals		14-53	3-11	8-9	14	15	29	16	39	10	22	4	13	160	

TOTAL FG%    1st Half: 6-25    24.0%    2nd Half: 8-28    28.6%    Game: 26.4%    DEADB  
 3-Pt. FG%    1st Half: 2-5    40.0%    2nd Half: 1-6    16.7%    Game: 27.3%    REBS  
 F Throw %    1st Half: 3-4    75.0%    2nd Half: 5-5    100%    Game: 88.9%    2

HOME TEAM: Neches 60 (36-2)

##	Player Name	PO	TOT			REBOUNDS				PF	TP	A	TO	BLK	S	MIN
			FG-FGA	3-PT FG-FGA	FT-FTA	OF	DE	TOT								
21	Green, Kristen	f	1-6	1-5	0-0	1	1	2	1	3	0	1	0	0	20	
32	McFarland, Raven	f	5-10	0-1	1-2	4	6	10	2	11	1	7	3	5	32	
44	Kinder, Kelcie	c	4-7	0-0	4-7	5	8	13	3	12	1	3	3	5	26	
04	Patton, Rodricka	g	6-12	3-8	2-4	2	2	4	3	17	4	9	0	3	29	
15	Patton, Dianna	g	1-6	0-2	3-5	2	5	7	1	5	8	5	0	1	29	
14	Haskins, Cheyenne	g	0-2	0-0	2-2	0	0	0	0	2	0	0	0	1	8	
22	Taylor, Kiandra	g	3-4	0-0	2-2	2	0	2	2	8	0	1	0	1	14	
23	Barrett, LaToya		1-1	0-0	0-0	0	0	0	0	2	0	0	0	0	2	
	TEAM					2	2	2								
	Totals		21-48	4-16	14-22	16	24	40	12	60	14	26	6	16	160	

TOTAL FG%    1st Half: 8-25    32.0%    2nd Half: 13-23    56.5%    Game: 43.8%    DEADB  
 3-Pt. FG%    1st Half: 2-11    18.2%    2nd Half: 2-5    40.0%    Game: 25.0%    REBS  
 F Throw %    1st Half: 4-7    57.1%    2nd Half: 10-15    66.7%    Game: 63.6%    4

Officials: Joe Whitted, Kenneth Jones, Kirk Thomas      Technical fouls: none

Attendance: 5,745

Score by Periods	1st	2nd	3rd	4th	Total
Turkey Valley	10	7	6	16	39
Neches	13	9	19	19	60

Points in the paint- Turkey Valley 14, Neches 32. Points off turnovers- Turkey Valley 18, Neches 28.

2nd chance points- Turkey Valley 8, Neches 14. Fast break points- Turkey Valley 9, Neches 16.

Bench points- Turkey Valley 0, Neches 12. Score tied 2 times. Lead changed-2 times.

Last FG- Turkey Valley 4th-00:01, Neches 4th-00:27.

Largest lead - Turkey Valley by 2 2nd-04:20, Neches by 27 4th-02:05.

### Leggett vs McLean

03/05/10, 7:03 p.m. at Frank Erwin Center, Austin, Texas

VISITORS: Leggett 63 (26-10)

##	Player Name	PO	TOT			REBOUNDS				PF	TP	A	TO	BLK	S	MIN
			FG-FGA	3-PT FG-FGA	FT-FTA	OF	DE	TOT								
15	Jefferson, Brittney	f	13-39	0-5	6-11	6	8	14	3	32	1	5	0	2	32	
30	Petties, Jennifer	c	5-13	0-0	1-2	4	9	13	1	11	0	4	2	0	32	
03	Mitchell, Kelcee	g	3-5	1-2	0-0	1	4	5	2	7	0	6	1	0	32	
11	Harrell, Jasmine	g	2-9	0-2	0-0	1	7	8	1	4	0	2	0	3	32	
20	Henderson, Tia'Kia	g	4-7	0-1	1-1	5	2	7	3	9	1	6	0	1	26	
25	Williams, Keiana		0-0	0-0	0-0	0	1	1	0	0	0	0	0	0	6	
	TEAM					3	1	4								
	Totals		27-63	1-10	8-14	20	32	52	10	63	2	23	3	6	160	

TOTAL FG%    1st Half: 16-35    45.7%    2nd Half: 11-28    39.3%    Game: 42.9%    DEADB  
 3-Pt. FG%    1st Half: 1-7    14.3%    2nd Half: 0-3    0.0%    Game: 10.0%    REBS  
 F Throw %    1st Half: 2-5    40.0%    2nd Half: 6-9    66.7%    Game: 57.1%    5, 1

HOME TEAM: McLean 66 (29-4)

##	Player Name	PO	TOT			REBOUNDS				PF	TP	A	TO	BLK	S	MIN
			FG-FGA	3-PT FG-FGA	FT-FTA	OF	DE	TOT								
05	Haynes, Sheri	f	10-28	1-8	1-2	3	0	3	3	22	2	2	1	2	27	
12	Menefield, Alexis	f	6-19	2-8	2-2	4	5	9	2	16	1	1	4	1	31	
02	Bohlar, Saber	c	4-9	1-3	1-3	2	4	6	2	10	1	1	1	0	28	
10	Rodriguez, Rudy	g	2-6	0-1	0-0	2	3	5	2	4	1	2	0	3	30	
15	Castillo, Nancy	g	6-12	1-5	1-2	3	2	5	2	14	4	1	1	5	32	
03	McClendon, Nicole	g	0-1	0-0	0-0	0	1	1	0	0	1	0	0	0	6	
14	Sargent, Marlee		0-1	0-0	0-0	1	1	2	0	0	1	1	0	0	3	
23	McMordie, Miranda		0-0	0-0	0-0	0	0	0	0	0	0	0	0	0	1	
30	Sargent, Jasie		0-2	0-0	0-0	1	0	1	0	0	0	0	0	0	2	
	TEAM					2	1	3								
	Totals		28-78	5-25	5-9	18	17	35	11	66	11	8	7	11	160	

TOTAL FG%    1st Half: 11-41    26.8%    2nd Half: 17-37    45.9%    Game: 35.9%    DEADB  
 3-Pt. FG%    1st Half: 3-13    23.1%    2nd Half: 2-12    16.7%    Game: 20.0%    REBS  
 F Throw %    1st Half: 2-4    50.0%    2nd Half: 3-5    60.0%    Game: 55.6%    3

Officials: J.D. Rachal, Danny Bowman, Jeff Hooten      Technical fouls: none

Score by Periods	1st	2nd	3rd	4th	Total
Leggett	23	12	13	15	63
McLean	11	16	23	16	66

Points in the paint- Leggett 46, McLean 45. Points off turnovers- Leggett 8, McLean 19.


2nd chance points- Leggett 22, McLean 11. Fast break points- Leggett 12, McLean 16.

Bench points- Leggett 0, McLean 0. Score tied-1 time. Lead changed-3 times.

Last FG- Leggett 4th-02:13, McLean 4th-00:02.

Largest lead - Leggett by 17 2nd-02:44, McLean by 4 3rd-01:43.

## 2010 Girls' Basketball Conference 1A Division 2



# Girls Basketball 2A



Members of the Conference 2A girls state champion Brock basketball team include ((front row) Taylor Naumann, Victoria Nesler, Kambrie Shoush, Kayce Gilman, Taylor Wallace, Britni Allison, Kylie Doucet; (2nd row) Amy Henard, Linsey Hays, Savannah Fisher, Randi Lee, Paige Parliament, Kamy Cole, Bailey Barksdale; (back row) Sammie Townsend, Payton Shoush, Hattie Smith, Jessica Faulkenberry, Kenisha Harris, Jennifer Brewer, Chance Westmoreland, Skip Townsend.

## State Championship Results

### Wall vs Brock

03/06/10, 2:00 p.m. at Frank Erwin Center, Austin, Texas

VISITORS: Wall 33 (35-4)

#	Player Name	PO	TOT FG-FGA	3-PT FG-FGA	FT-FTA	REBOUNDS		PF	TP	A	TO	BLK	S	MIN	
						OF	DE								
10	Adam, Hillari	f	3-4	1-2	2-2	0	2	2	5	9	1	2	1	3	30
42	Kellermeier, Karli	f	4-9	0-3	2-3	0	5	5	2	10	0	5	0	4	29
14	Higgins, Sally	g	1-5	0-0	2-4	2	1	3	2	4	1	1	0	0	32
20	Niehues, Nikki	g	4-10	0-1	0-0	1	2	3	4	8	1	3	0	2	31
24	Wilde, Devon	g	1-3	0-2	0-1	0	2	2	4	2	0	4	0	0	29
22	Hoelscher, Courtney		0-2	0-0	0-0	1	0	1	0	0	0	0	0	0	4
30	Briley, Brittany		0-0	0-0	0-0	0	0	0	0	0	1	0	0	0	0+
34	Holik, Rachel		0-0	0-0	0-0	0	0	0	1	0	0	0	0	0	3
40	Carrico, Shannon		0-0	0-0	0-0	0	0	0	0	0	0	0	0	0	2
TEAM							1	1							
Totals			13-33	1-8	6-10	4	13	17	18	33	3	16	1	9	160

TOTAL FG%	1st Half:	6-18	33.3%	2nd Half:	7-15	46.7%	Game:	39.4%	DEADB
3-Pt. FG%	1st Half:	1-5	20.0%	2nd Half:	0-3	0.0%	Game:	12.5%	REBS
F Throw %	1st Half:	5-8	62.5%	2nd Half:	1-2	50.0%	Game:	60.0%	3

HOME TEAM: Brock 38 (37-2)

#	Player Name	PO	TOT FG-FGA	3-PT FG-FGA	FT-FTA	REBOUNDS		PF	TP	A	TO	BLK	S	MIN	
						OF	DE								
32	Harris, Kenisha	f	6-10	0-0	3-8	1	9	10	3	15	2	2	0	2	32
34	Parliament, Paige	c	1-4	0-0	0-0	1	4	5	2	2	0	2	0	0	17
02	Cole, Kamy	g	6-10	0-1	3-8	2	3	5	4	15	3	8	0	3	32
13	Fisher, Savannah	g	0-0	0-0	2-2	1	1	2	1	2	2	3	0	1	32
21	Shoush, Payton	g	0-2	0-1	0-0	0	0	0	2	0	0	0	0	2	29
10	Henard, Amy		2-2	0-0	0-0	1	0	1	1	4	0	4	0	0	15
14	Wallace, Taylor		0-0	0-0	0-0	0	0	0	1	0	0	0	0	0	3
TEAM						1	1	1							
Totals			15-28	0-2	8-18	7	17	24	14	38	7	19	0	8	160

TOTAL FG%	1st Half:	11-19	57.9%	2nd Half:	4-9	44.4%	Game:	53.6%	DEADB
3-Pt. FG%	1st Half:	0-2	0.0%	2nd Half:	0-0	0.0%	Game:	0.0%	REBS
F Throw %	1st Half:	5-9	55.6%	2nd Half:	3-9	33.3%	Game:	44.4%	3

Officials: J.D. Rachal, Danny Bowman, Jeff Hooten

Technical fouls: none

Attendance: 8,632

Score by Periods	1st	2nd	3rd	4th	Total
Wall	6	12	10	5	33
Brock	13	14	5	6	38

Points in the paint- Wall 22, Brock 24. Points off turnovers- Wall 9, Brock 12.

2nd chance points- Wall 3, Brock 8. Fast break points- Wall 2, Brock 10.

Bench points- Wall 0, Brock 4. Score tied-2 times. Lead changed-2 times.


Last FG- Wall 4th-02:20, Brock 4th-00:17.

Largest lead - Wall by 1 1st-06:04, Neches by 9 2nd-00:02.





# 2010 Girls' Basketball Conference 2A



ACADEMICS

MUSIC

ATHLETICS

# Girls Basketball 3A



Members of the Conference 3A girls state champion Texarkana Liberty-Eylau basketball team include (front row) Kashyra Thompson, Mercedes Bruce; (2nd row) Destinee Thrash, Shanetria Thomas, Alize' Pegue, Ebony Lewis, Tierra Cooper, Imani Wright, Sharde' Collins; (back row) Raydean Wheeler, Greg Fenton, Shonda Wilson, Jamila Ganter, Skylar Robertson, Tia Day, Bianca Stevenson, Jaleesa Gibson, Robert Cochran, Britney Redfearn, Chris Matthews.

## State Championship Results

### Abilene Wylie vs Texarkana Liberty-Eylau

03/06/10, 10:18 a.m. at Frank Erwin Center, Austin, Texas

VISITORS: Abilene Wylie 68 (31-10)

##	Player Name	PO	TOT			REBOUNDS			PF	TP	A	TO	BLK	S	MIN
			FG-FGA	3-PT FG-FGA	FT-FTA	OF	DE	TOT							
11	Rausch, Megan	c	1-4	0-0	2-2	0	6	6	5	4	1	1	3	0	19
10	Clay, Mackenzie	g	5-12	5-11	2-2	0	4	4	0	17	1	1	0	0	35
20	Mitchell, Nicole	g	0-2	0-1	1-2	2	1	3	4	1	1	1	0	1	20
23	Williams, Chastity	g	6-12	0-4	1-3	1	2	3	2	13	3	5	0	0	36
24	Little, Peyton	g	8-17	4-10	7-11	1	8	9	1	27	4	2	0	3	36
32	Davis, Natalie	g	2-2	0-0	0-0	1	2	3	5	4	0	2	0	0	6
34	Taylor, Macee	g	1-8	0-3	0-4	2	4	6	3	2	3	1	0	1	17
44	Hooker, Katherine	g	0-2	0-0	0-0	0	2	2	2	0	1	2	0	0	11
TEAM Totals			23-59	9-29	13-24	9	30	39	22	68	14	15	3	5	180

TOTAL FG%	1st Half:	11-25	44.0%	2nd Half:	11-27	40.7%	OT:	1-7	14.3%	Game:	39.0%	DEADB
3-Pt. FG%	1st Half:	3-11	27.3%	2nd Half:	5-12	41.7%	OT:	1-6	16.7%	Game:	31.0%	REBS
F Throw %	1st Half:	7-14	50.0%	2nd Half:	5-8	62.5%	OT:	1-2	50.0%	Game:	54.2%	5, 2

HOME TEAM: Texarkana Liberty-Eylau 70 (31-8)

##	Player Name	PO	TOT			REBOUNDS			PF	TP	A	TO	BLK	S	MIN
			FG-FGA	3-PT FG-FGA	FT-FTA	OF	DE	TOT							
35	Day, Tia	f	2-6	0-0	1-2	1	5	6	1	5	0	0	0	0	24
44	Stevenson, Bianca	c	7-11	0-0	6-12	3	9	12	4	20	0	3	0	0	28
15	Collins, Sharde'	g	1-4	0-0	2-3	2	2	4	2	4	1	2	1	1	26
20	Wright, Imani	g	8-19	3-9	4-5	1	10	11	4	23	2	5	0	2	33
23	Robertson, Skylar	g	5-17	3-8	5-6	0	2	2	3	18	2	2	0	1	36
05	Vaughn, Ebony	g	0-0	0-0	0-0	2	0	2	4	0	1	1	0	0	14
10	Thomas, Shanetria	g	0-0	0-0	0-0	0	1	1	3	0	1	0	0	1	13
14	Thrash, Destinee	g	0-1	0-1	0-0	0	0	0	1	0	0	0	0	0	1
25	Gibson, Jaleesa	g	0-0	0-0	0-0	0	0	0	0	0	0	0	0	0	0+
25	Pegue, Alize'	g	0-0	0-0	0-0	0	0	0	1	0	1	1	0	0	5
TEAM Totals			23-58	6-18	18-28	9	32	41	23	70	8	14	1	5	180

TOTAL FG%	1st Half:	8-28	28.6%	2nd Half:	14-25	56.0%	OT:	1-5	20.0%	Game:	39.7%	DEADB
3-Pt. FG%	1st Half:	2-10	20.0%	2nd Half:	3-6	50.0%	OT:	1-2	50.0%	Game:	33.3%	REBS
F Throw %	1st Half:	5-9	55.6%	2nd Half:	10-15	66.7%	OT:	3-4	75.0%	Game:	64.3%	4, 1

Officials: Donna Simpson, Bazille Banks, Susan Hunter	Technical fouls: none	Attendance: 4,618				
Score by Periods	1st	2nd	3rd	4th	OT	Total
Abilene Wylie	17	15	15	17	4	68
Texarkana Liberty-Eylau	11	12	18	23	6	70

Points in the paint- Abilene Wylie 22, Liberty-Eylau 22. Points off turnovers- Abilene Wylie 6, Liberty-Eylau 11.

2nd chance points- Abilene Wylie 6, Liberty-Eylau 9. Fast break points- Abilene Wylie 15, Liberty-Eylau 0.


Bench points- Abilene Wylie 6, Liberty-Eylau 0. Score tied-1 time. Lead changed-1 time.

Last FG- Abilene Wylie OT-00:06, Liberty-Eylau OT-02:22.

Largest lead - Abilene Wylie by 10 1st-05:41, Liberty-Eylau by 6 OT-00:17.



# 2010 Girls' Basketball Conference 3A



# Girls Basketball 4A



Members of the Conference 4A girls state champion Mansfield Timberview basketball team include (front row) Shaneise Green, Breanna Alvarado, Camile Cole, Hunter Woolridge, Rachel Gbolabo, Reyunia Holmes; (2nd row) Julie Archuleta, Jalan Hines, Chantil Blair, Diamond Evans, Kristin Askew, Taylor Wade; (back row) Tanya Richards, Ashley Terrance, Jessica Holley, Maegan Conwright, Cree Conner, Key Player, Alysse Barlow, Keena Mays, Dana Godfrey, Lisa Branca, Trevor Smith, Candi Harvey.

## State Championship Results

**Mansfield Timberview vs Frisco Wakeland**  
03/06/10, 4:00 p.m. at Frank Erwin Center, Austin, Texas

VISITORS: Mansfield Timberview 55 (37-2)

##	Player Name	PO	SHOTS			REBOUNDS			PF	TP	A	TO	BLK	S	MIN
			TOT FG-FGA	3-PT FG-FGA	FT-FTA	OF	DE	TOT							
20	Conwright, Maegan	f	6-13	0-3	4-6	5	1	6	1	16	3	6	1	5	28
22	Conner, Cree	f	3-5	0-0	3-6	2	3	5	3	9	0	1	0	0	21
42	Redmon, Camille	c	3-7	0-0	2-2	4	3	7	4	8	0	1	3	0	18
12	Barlow, Alysse	g	2-9	0-2	2-2	0	5	5	0	6	2	1	0	1	27
23	Mays, Keena	g	2-10	1-4	4-4	1	9	10	0	9	5	5	0	0	24
10	Askew, Kristin	g	1-5	0-1	1-2	0	0	0	2	3	2	3	0	2	17
14	Cole, Camile	f	0-0	0-0	0-0	0	1	1	0	0	0	0	0	0	1
24	Woolridge, Hunter	f	0-0	0-0	0-0	0	0	0	0	0	0	0	0	0	3
30	Evans, Diamond	f	0-0	0-0	0-0	0	0	0	0	0	0	0	0	0	3
32	Player, Key	f	0-1	0-0	0-0	0	0	0	0	0	0	1	0	0	3
44	Alvarado, Breana	f	0-0	0-0	0-0	0	0	0	1	0	0	1	0	0	1
50	Hines, Jaylan	f	2-3	0-0	0-0	2	5	7	4	4	0	1	0	0	14
52	Blair, Chantil	f	0-0	0-0	0-0	1	0	1	0	0	0	0	0	0	1
	TEAM					2	3	5	7	4	0	0	0	0	
	Totals		19-54	1-10	16-22	17	30	47	15	55	12	18	5	8	160

TOTAL FG%	1st Half:	11-26	42.3%	2nd Half:	8-28	28.6%	Game:	35.2%	DEADB
3-Pt. FG%	1st Half:	1-5	20.0%	2nd Half:	0-5	0.0%	Game:	10.0%	REBS
F Throw %	1st Half:	2-2	100%	2nd Half:	14-20	70.0%	Game:	72.7%	5

HOME TEAM: Frisco Wakeland 39 (30-7)

##	Player Name	PO	SHOTS			REBOUNDS			PF	TP	A	TO	BLK	S	MIN
			TOT FG-FGA	3-PT FG-FGA	FT-FTA	OF	DE	TOT							
30	Patterson, Jasmine	f	2-8	0-1	3-5	2	4	6	0	7	0	1	1	0	32
33	Patterson, Jackie	f	4-8	0-0	2-4	3	1	4	5	10	1	4	2	2	26
05	Hunt, Faith	g	0-2	0-0	0-0	0	0	0	0	0	0	0	0	2	27
12	Texada, Kindell	g	5-15	2-6	1-3	1	1	2	5	13	0	2	0	1	27
21	Texada, Haley	g	3-14	1-5	1-5	0	4	4	2	8	2	7	0	2	32
11	Barrett, Terrionne	f	0-1	0-1	1-2	0	0	0	2	1	2	0	0	0	9
15	Frihart, Madison	f	0-0	0-0	0-0	0	0	0	1	0	0	0	0	0	1
25	Terry, Ravyn	f	0-3	0-3	0-0	0	0	0	1	0	0	0	0	0	6
	TEAM					3	3	6	6						
	Totals		14-51	3-16	8-19	9	18	27	18	39	5	16	3	7	160

TOTAL FG%	1st Half:	6-23	26.1%	2nd Half:	8-28	28.6%	Game:	27.5%	DEADB
3-Pt. FG%	1st Half:	1-3	33.3%	2nd Half:	2-13	15.4%	Game:	18.8%	REBS
F Throw %	1st Half:	4-10	40.0%	2nd Half:	4-9	44.4%	Game:	42.1%	9, 1

Officials: Ron Smith, Mark Graves, Brent Simmons Technical fouls: none Attendance: 8,632  
Score by Periods  
Mansfield Timberview 1st 2nd 3rd 4th Total  
Frisco Wakeland 13 12 17 14 55

Points in the paint- Mansfield Timberview 36, Frisco Wakeland 22. Points off turnovers- Mansfield Timberview 12, Frisco Wakeland 13.  
2nd chance points- Mansfield Timberview 10, Frisco Wakeland 8. Fast break points- Mansfield Timberview 14, Frisco Wakeland 11.  
Bench points- Mansfield Timberview 7, Frisco Wakeland 1. Score tied-2 times. Lead changed-2 times.  
Last FG- Mansfield Timberview 4th-02:10, Frisco Wakeland 4th-01:23.  
Largest lead - Mansfield Timberview by 21 4th-04:42, Frisco Wakeland by 2 1st-05:12.

# Girls Basketball 4A

## Semifinals

### Frisco Wakeland vs Del Valle

03/04/10, 7:07 p.m. at Frank Erwin Center, Austin, Texas

VISITORS: Frisco Wakeland 39 (30-6)

##	Player Name	PO	SHOTS			REBOUNDS				PF	TP	A	TO	BLK	S	MIN	
			TOT	FG-FGA	3-PT FG-FGA	FT-FTA	OF	DE	TOT								PF
30	Patterson, Jasmine	f	5-10	1-1	6-9	1	6	7	2	17	1	2	0	1	32		
33	Patterson, Jackie	f	2-4	0-0	0-0	0	5	5	3	4	0	1	3	1	24		
05	Hunt, Faith	g	1-1	0-0	0-1	1	0	1	4	2	0	2	0	0	25		
12	Texada, Kindell	g	2-11	0-3	0-0	1	0	1	3	4	1	3	0	4	25		
21	Texada, Haley	g	3-11	0-6	3-4	0	1	1	1	9	3	4	1	3	32		
11	Barrett, Terrienne	g	1-3	1-2	0-2	2	1	3	2	3	0	1	0	0	14		
25	Terry, Ravyn	g	0-1	0-0	0-0	1	0	1	1	0	1	0	1	0	8		
TEAM						4			1	5							
Totals			14-41	2-12	9-16	10	14	24	16	39	6	13	5	9	160		
TOTAL FG%			1st Half: 8-21			38.1%			2nd Half: 6-20			30.0%			Game: 34.1%		
3-Pt. FG%			1st Half: 1-7			14.3%			2nd Half: 1-5			20.0%			Game: 16.7%		
F Throw %			1st Half: 3-4			75.0%			2nd Half: 6-12			50.0%			Game: 56.3%		

HOME TEAM: Del Valle 34 (36-3)

##	Player Name	PO	SHOTS			REBOUNDS				PF	TP	A	TO	BLK	S	MIN	
			TOT	FG-FGA	3-PT FG-FGA	FT-FTA	OF	DE	TOT								PF
30	Postell, Summer	f	3-6	0-0	2-4	2	5	7	4	8	0	6	0	1	27		
34	McElveen, Monique	f	3-4	0-0	1-4	3	8	11	5	7	1	3	0	2	25		
10	Green, Jametria	g	1-3	0-0	0-0	1	2	3	3	2	1	3	0	0	31		
20	Douglas, Joslimm	g	2-10	0-0	7-10	1	3	4	1	11	0	5	1	0	32		
22	Perez, Jessica	g	1-5	1-3	3-7	1	1	2	2	6	1	2	0	2	32		
11	Stegall, Lyne/Jerrika	g	0-0	0-0	0-0	0	0	0	0	0	0	1	0	2	12		
12	Maldonado, Lauren	g	0-0	0-0	0-0	0	0	0	0	0	0	0	0	1	1		
TEAM						1			1	2							
Totals			10-28	1-3	13-25	9	20	29	15	34	3	20	1	7	160		
TOTAL FG%			1st Half: 5-15			3.3%			2nd Half: 5-13			38.5%			Game: 35.7%		
3-Pt. FG%			1st Half: 0-1			0.0%			2nd Half: 1-2			50.0%			Game: 33.3%		
F Throw %			1st Half: 5-8			62.5%			2nd Half: 8-17			47.1%			Game: 52.0%		

Officials: Barry Voss, Joey Bruington, Janda Jackson  
 Score by Periods: 1st 2nd 3rd 4th  
 Frisco Wakeland 7 13 9 10  
 Del Valle 10 5 11 8

Technical fouls: none  
 Total fouls: none  
 Attendance: 5,281

Points in the paint- Frisco Wakeland 22, Del Valle 14. Points off turnovers- Frisco Wakeland 19, Del Valle 8.  
 2nd chance points- Frisco Wakeland 5, Del Valle 6. Fast break points- Frisco Wakeland 6, Del Valle 2.  
 Bench points- Frisco Wakeland 3, Del Valle 0. Score tied 5 times. Lead changed-3 times.  
 Last FG-Frisco Wakeland 4th-00:05, Del Valle 4th-00:25.  
 Largest lead - Frisco Wakeland by 5 2nd-00:07, Del Valle by 4 2nd-06:38.

### Cibolo Steele vs Mansfield Timberview

03/04/10, 9:06 p.m. at Frank Erwin Center, Austin, Texas

VISITORS: Cibolo Steele 40 (34-5)

##	Player Name	PO	SHOTS			REBOUNDS				PF	TP	A	TO	BLK	S	MIN	
			TOT	FG-FGA	3-PT FG-FGA	FT-FTA	OF	DE	TOT								PF
20	Calvert, Taylor	f	0-6	0-2	2-2	3	1	4	5	2	0	1	1	2	20		
35	Morris, Briana	c	0-0	0-0	0-0	0	4	4	1	0	0	0	1	1	13		
03	Patterson, Olivia	g	0-11	0-5	2-2	1	2	3	3	2	1	3	0	2	26		
10	Simmons, Meighan	g	10-27	2-10	9-11	2	3	5	4	31	0	9	0	2	30		
24	Gumbs, Elena	g	0-5	0-3	2-2	3	4	7	3	2	0	5	0	0	28		
12	Smalls, Domonique	g	0-0	0-0	0-0	2	0	2	0	0	0	0	0	0	4		
14	Showell, Destinee	g	0-4	0-0	3-4	3	4	7	3	3	0	0	1	2	19		
23	Zoldey, Lauren	g	0-1	0-1	0-0	1	1	2	2	0	0	1	0	0	9		
32	Johnson, Angela	g	0-0	0-0	0-0	1	2	3	3	0	0	0	0	0	11		
TEAM						1			1	2							
Totals			10-54	2-21	18-21	17	22	39	24	40	1	19	3	9	160		
TOTAL FG%			1st Half: 5-25			20.0%			2nd Half: 5-29			17.2%			Game: 18.5%		
3-Pt. FG%			1st Half: 1-8			12.5%			2nd Half: 1-13			7.7%			Game: 9.5%		
F Throw %			1st Half: 11-13			84.6%			2nd Half: 7-8			87.5%			Game: 85.7%		

HOME TEAM: Mansfield Timberview 59 (36-2)


##	Player Name	PO	SHOTS			REBOUNDS				PF	TP	A	TO	BLK	S	MIN	
			TOT	FG-FGA	3-PT FG-FGA	FT-FTA	OF	DE	TOT								PF
20	Conwright, Maegan	f	5-15	2-6	8-10	1	2	3	2	20	1	2	0	3	31		
22	Conner, Cree	f	3-10	0-0	3-7	7	8	15	2	9	0	1	0	3	26		
42	Redmon, Camille	c	2-6	0-0	6-8	7	3	10	4	10	0	1	0	1	20		
12	Barlow, Alysse	g	4-8	0-2	0-0	1	4	5	1	8	1	4	0	4	29		
23	Mays, Keena	g	2-7	0-1	4-6	0	9	9	2	8	4	8	1	0	23		
10	Askew, Kristin	g	1-5	1-3	1-3	0	1	1	3	4	0	2	0	0	16		
32	Player, Keyy	g	0-0	0-0	0-0	0	0	0	0	0	0	0	0	0	2		
50	Hines, Jaylan	g	0-1	0-0	0-0	1	3	4	2	0	0	1	0	1	13		
TEAM						2			2								
Totals			17-52	3-12	22-34	19	30	49	16	59	6	19	1	12	160		
TOTAL FG%			1st Half: 7-28			25.0%			2nd Half: 10-24			41.7%			Game: 32.7%		
3-Pt. FG%			1st Half: 3-10			30.0%			2nd Half: 0-2			0.0%			Game: 25.0%		
F Throw %			1st Half: 17-21			81.0%			2nd Half: 5-13			38.5%			Game: 64.7%		

Officials: Carl Murray, Joe Ray Chavez, Phillip Ward  
 Score by Periods: 1st 2nd 3rd 4th  
 Cibolo Steele 7 15 11 7  
 Mansfield Timberview 18 16 10 15

Technical fouls: none  
 Total fouls: none  
 Attendance: 5,142

Points in the paint- Cibolo Steele 12, Mansfield Timberview 22. Points off turnovers- Cibolo Steele 16, Mansfield Timberview 17.  
 2nd chance points- Cibolo Steele 11, Mansfield Timberview 9. Fast break points- Cibolo Steele 8 Mansfield Timberview 4.  
 Bench points- Cibolo Steele 3, Mansfield Timberview 4. Score tied-0 times. Lead changed-0 times.  
 Last FG- Cibolo Steele 4th-03:58, Mansfield Timberview 4th-02:07.  
 Largest lead - Cibolo Steele none, Mansfield Timberview by 19 4th-00:14.

# 2010 Girls' Basketball Conference 4A



ACADEMICS

MUSIC

ATHLETICS

# Girls Basketball 5A



Members of the Conference 5A girls state champion Houston Cypress Fairbanks basketball team include (front row) Mary Haddad, Brittany Marshall, Valerie De Walt, Jasmine Davidson, Raegan Ney; (2nd row) Cassie Peoples, Kelsi Corrales, Danika Cervenka, Nicole Martin, Tara Warren, Kayla Elliott; (back row) Arnold Thomas, Lindsey LeVeck, Alexis Romero, Chiney Ogwumike, Aarika Reyna, Ann Roubique, Ashlaa Horton, Amy Bomba.

## State Championship Results

### Fort Bend Hightower vs Houston Cypress Fairbanks

03/06/10, 8:54 p.m. at Frank Erwin Center, Austin, Texas

VISITORS: Fort Bend Hightower 41 (35-3)

#	Player Name	PO	TOT FG			REBOUNDS			PF	TP	A	TO	BLK	S	MIN
			FG-FGA	FG-FGA	FT-FTA	OF	DE	TOT							
33	Gilbert, Tyler	f	3-5	0-0	1-2	0	2	2	3	7	1	2	0	0	20
34	Gilbert, Taylor	c	2-6	0-0	1-2	3	2	5	0	5	0	2	1	0	17
14	Matthew, Brittney	g	2-11	1-4	0-0	0	3	3	0	5	1	2	0	2	30
24	Brewer, Jasmine	g	3-6	0-1	0-2	1	5	6	3	6	4	3	0	4	32
25	Hall, Azalea	g	3-11	2-9	0-0	0	2	2	2	8	0	1	1	2	29
12	Heard, Alana		0-0	0-0	1-3	0	3	3	0	1	0	4	0	1	11
21	Mbachu, Nneka		0-0	0-0	0-0	1	0	1	0	0	0	0	0	2	
22	Baker, Danyale		2-5	2-3	0-0	0	1	1	0	6	0	0	0	6	
23	Butler, Bria		1-2	1-2	0-0	0	0	0	0	3	1	0	0	2	
35	Skillern, Tiffany		0-2	0-0	0-0	1	1	2	1	0	0	2	0	11	
TEAM						1	1	2							
Totals			16-48	6-19	3-9	7	20	27	9	41	7	16	2	9	160

TOTAL FG%	1st Half: 5-23	21.7%	2nd Half: 11-25	44.0%	Game: 33.3%	DEADB
3-Pt. FG%	1st Half: 1-7	14.3%	2nd Half: 5-12	41.7%	Game: 31.6%	REBS
F Throw %	1st Half: 0-0	0.0%	2nd Half: 3-9	33.3%	Game: 33.3%	1

HOME TEAM: Houston Cypress Fairbanks 65 (36-1)

#	Player Name	PO	TOT FG			REBOUNDS			PF	TP	A	TO	BLK	S	MIN
			FG-FGA	FG-FGA	FT-FTA	OF	DE	TOT							
13	Ogwumike, Chiney	f	14-19	0-0	3-5	5	13	18	2	31	2	0	3	4	30
22	Warren, Tara	f	1-4	0-2	0-0	1	2	3	2	2	2	0	0	24	
11	Cervenka, Danika	g	2-6	0-1	0-0	1	4	5	3	4	3	4	0	1	26
21	Peoples, Cassie	g	6-11	4-8	2-2	1	6	7	1	18	5	3	0	4	32
42	Reyna, Aarika	g	2-10	0-3	0-0	1	1	2	2	4	2	0	0	2	30
10	Corrales, Kelsi		0-0	0-0	1-2	0	0	0	2	1	0	1	0	6	
15	Martin, Nicole		1-1	1-1	0-0	0	0	0	0	3	0	2	0	4	
25	Elliott, Kayla		0-0	0-0	0-0	0	0	0	0	0	1	0	0	3	
40	Romero, Alexis		1-2	0-0	0-0	0	1	1	0	2	0	1	0	5	
TEAM						3	3	3							
Totals			27-53	5-15	6-9	9	30	39	12	65	14	14	3	11	160

TOTAL FG%	1st Half: 20-33	60.6%	2nd Half: 7-20	35.0%	Game: 50.9%	DEADB
3-Pt. FG%	1st Half: 4-10	40.0%	2nd Half: 1-5	20.0%	Game: 33.3%	REBS
F Throw %	1st Half: 1-3	33.3%	2nd Half: 5-6	83.3%	Game: 66.7%	0

Officials: Carl Murray, Joe Ray Chavez, Phillip Ward Technical fouls: none Attendance: 5,198

Score by Periods 1st 2nd 3rd 4th Total

Fort Bend Hightower 4 7 13 17 41

Cypress Fairbanks 27 18 9 11 65

Points in the paint- Ft Bend Hightower 16, Cypress Fairbanks 36. Points off turnovers- Ft Bend Hightower 16, Cypress Fairbanks 13.

2nd chance points- Ft Bend Hightower 4, Cypress Fairbanks 15. Fast break points- Ft Bend Hightower 6, Cypress Fairbanks 16.

Bench points- Ft Bend Hightower 10, Cypress Fairbanks 6. Score tied-0 times. Lead changed- 0 times.

Last FG- Ft Bend Hightower 4th-00:17, Cypress Fairbanks 4th-02:16.

Largest lead - Ft Bend Hightower none, Cypress Fairbanks by 36 2nd-00:38.



# Girls Basketball 5A

## Cedar Hill vs Houston Cypress Fairbanks

03/05/10, 3:52 p.m. at Frank Erwin Center, Austin, Texas

## Semifinals

VISITORS: Cedar Hill 50 (27-7)

#	Player Name	PO	TOT FG		3-PT FG-FGA		FT-FTA		REBOUNDS				A	TO	BLK	S	MIN
			FG-FGA	FG-FGA	FT-FTA	OF	DE	TOT	PF	TP							
32	Blakely, Braylah	f	2-8	0-0	2-4	5	7	12	4	6	0	0	1	2	24		
14	Adams, Candice	g	2-5	2-4	0-0	0	1	1	3	6	0	1	0	21			
20	Moore, Diara	g	3-17	0-4	6-11	4	2	6	5	12	0	5	0	29			
22	Dawkins, BreAnna	g	6-15	0-4	3-4	2	7	9	5	15	1	7	1	3			
24	Blakely, Briah	g	4-11	1-4	0-0	2	5	7	3	9	1	3	0	31			
15	Smith, Alecia	g	0-1	0-0	2-2	0	3	3	3	2	1	3	0	16			
30	Suggs, Ja'zmin	g	0-0	0-0	0-0	0	0	0	0	0	0	0	0	1			
33	Jones, LaBrittney	g	0-0	0-0	0-0	0	0	0	0	0	0	0	0	3			
34	Terry, Jada	g	0-1	0-0	0-0	2	1	3	0	0	0	0	0	7			
	TEAM																
	Totals		17-58	3-16	13-21	15	27	42	23	50	3	19	2	7	160		

TOTAL FG%	1st Half:	8-29	27.6%	2nd Half:	9-29	31.0%	Game:	29.3%	DEADB
3-Pt. FG%	1st Half:	1-11	9.1%	2nd Half:	2-5	40.0%	Game:	18.8%	REBS
F Throw %	1st Half:	6-8	75.0%	2nd Half:	7-13	53.8%	Game:	61.9%	5

HOME TEAM: Houston Cypress Fairbanks 54 (35-1)

#	Player Name	PO	TOT FG		3-PT FG-FGA		FT-FTA		REBOUNDS				A	TO	BLK	S	MIN
			FG-FGA	FG-FGA	FT-FTA	OF	DE	TOT	PF	TP							
22	Warren, Tara	f	0-2	0-0	0-4	3	0	3	1	0	1	1	0	0	31		
13	Ogwumike, Chiney	c	10-16	0-0	4-11	2	23	25	4	24	2	2	2	5	32		
11	Cervenka, Danika	g	1-3	0-1	0-1	1	3	4	4	2	1	2	0	1	21		
21	Peoples, Cassie	g	4-1	2-7	8-11	0	3	3	3	18	5	6	1	1	31		
42	Reyna, Aarika	g	3-8	0-3	2-4	1	0	1	3	8	1	3	0	2	32		
10	Corrales, Kelsi	g	1-2	0-0	0-0	1	0	1	1	2	0	1	0	1	13		
	TEAM																
	Totals		19-47	2-11	14-31	9	29	38	16	54	10	15	3	10	160		

TOTAL FG%	1st Half:	8-25	32.0%	2nd Half:	11-22	50.0%	Game:	40.4%	DEADB
3-Pt. FG%	1st Half:	1-7	14.3%	2nd Half:	1-4	25.0%	Game:	18.2%	REBS
F Throw %	1st Half:	4-7	57.1%	2nd Half:	10-24	41.7%	Game:	45.2%	9

Officials: Jearl Ledbetter, John Bradley, Sherry Seely

Technical fouls: none

Attendance: 5,745

	1st	2nd	3rd	4th	Total
Score by Periods					
Cedar Hill	12	11	13	14	50
Cypress Fairbanks	15	6	24	9	54

Points in the paint- Cedar Hill 12, Cypress Fairbanks 30. Points off turnovers- Cedar Hill 13, Cypress Fairbanks 17.  
 2nd chance points- Cedar Hill 7, Cypress Fairbanks 6. Fast break points- Cedar Hill 11, Cypress Fairbanks 12.  
 Bench points- Cedar Hill 2, Cypress Fairbanks 2. Score tied-6 times. Lead changed-5 times.  
 Last FG-Cedar Hill 4th-00:01, Cypress Fairbanks 4th-02:05.  
 Largest lead - Cedar Hill by 5 1st-06:30, Cypress Fairbanks by 9 3rd-00:58.

## Northside Jay vs Fort Bend Hightower

03/05/10, 9:00 p.m. at Frank Erwin Center, Austin, Texas

VISITORS: Northside Jay 49 (35-5)

#	Player Name	PO	TOT FG		3-PT FG-FGA		FT-FTA		REBOUNDS				A	TO	BLK	S	MIN
			FG-FGA	FG-FGA	FT-FTA	OF	DE	TOT	PF	TP							
21	Donovan, Erica	f	6-19	1-4	1-2	3	6	9	4	14	1	3	0	1	32		
33	Stubbs, Mareta	f	4-12	1-3	1-2	10	3	13	4	10	2	3	0	1	32		
03	Harris, Aleeya	c	2-2	0-0	0-0	1	2	3	3	4	0	2	1	0	21		
02	Amezquita, Destiny	g	2-11	1-8	2-2	1	2	3	1	7	3	4	0	4	32		
14	Taylor, Kiara	g	3-19	1-8	3-4	5	1	6	4	10	0	2	0	3	31		
24	Evans, Dee	g	0-3	0-0	2-2	2	1	3	3	2	0	0	0	1	7		
31	Orr, Vanessa	g	1-3	0-0	0-0	0	0	0	2	2	0	0	0	0	5		
	TEAM																
	Totals		18-69	4-23	9-12	24	16	40	21	49	6	14	1	10	160		

TOTAL FG%	1st Half:	6-29	20.7%	2nd Half:	12-40	30.0%	Game:	26.1%	DEADB
3-Pt. FG%	1st Half:	2-7	28.6%	2nd Half:	2-16	12.5%	Game:	17.4%	REBS
F Throw %	1st Half:	7-8	87.5%	2nd Half:	2-4	50.0%	Game:	75.0%	1, 1

HOME TEAM: Fort Bend Hightower 52 (35-2)

#	Player Name	PO	TOT FG		3-PT FG-FGA		FT-FTA		REBOUNDS				A	TO	BLK	S	MIN
			FG-FGA	FG-FGA	FT-FTA	OF	DE	TOT	PF	TP							
25	Hall, Azalea	f	2-8	2-4	1-2	2	6	8	1	7	5	2	0	4	30		
34	Gilbert, Taylor	f	4-8	0-0	1-4	2	4	6	2	9	0	4	1	0	29		
33	Gilbert, Tyler	c	2-3	0-0	2-7	3	10	13	5	6	0	6	2	0	29		
14	Matthew, Brittney	g	3-7	1-4	4-6	0	2	2	2	11	4	2	0	2	28		
24	Brewer, Jasmine	g	6-10	1-2	3-3	2	1	3	1	16	0	9	0	3	32		
12	Heard, Alana	g	0-0	0-0	3-4	0	1	1	3	3	0	2	0	0	12		
35	Skillem, Tiffany	g	0-0	0-0	0-0	0	0	0	0	0	0	0	0	0	0+		
	TEAM																
	Totals		17-36	4-10	14-26	9	28	37	14	52	9	25	3	9	160		

TOTAL FG%	1st Half:	11-22	50.0%	2nd Half:	6-14	42.0%	Game:	47.2%	DEADB
3-Pt. FG%	1st Half:	4-6	66.7%	2nd Half:	0-4	0.0%	Game:	40.0%	REBS
F Throw %	1st Half:	9-16	56.3%	2nd Half:	5-10	50.0%	Game:	53.8%	5, 1

Officials: Donna Simpson, Bazelle Banks, Susan Hunter


Technical fouls: none

Attendance: 5,631

	1st	2nd	3rd	4th	Total
Score by Periods					
Northside Jay	8	13	16	12	49
Fort Bend Hightower	20	15	6	11	52

Points in the paint- Northside Jay 18, Ft Bend Hightower 16. Points off turnovers- Northside Jay 21, Ft Bend Hightower 16.  
 2nd chance points- Northside Jay 21, Ft Bend Hightower 4. Fast break points- Northside Jay 3, Ft Bend Hightower 4.  
 Bench points- Northside Jay 4, Ft Bend Hightower 3. Score tied-0 times. Lead changed-3 times.  
 Last FG- Northside Jay 4th-00:28, Ft Bend Hightower 4th-04:43.  
 Largest lead - Northside Jay by 2 1st-06:12, Ft Bend Hightower by 19 2nd-03:22.

# 2010 Girls' Basketball Conference 5A



# Boys Basketball 1A Div. I



Members of the Conference 1A Division I boys State Champion Cayuga basketball team include (front row) Je'mal Gibson, Chase Allison, Cade Allison, Hayden Jenkins, Daniel Walls; (2nd row) Hunter Jenkins, D'onte Jackson, Chris Turner, Josiah Summerville, Preston Anderson, Zac Bowman, CJ Wagner, Dalevin Campbell, Deon Shofner (back row) Russell Holden, Billy Duncan, Traylor Shead, Caleb Summerville, Tramon Shead, Sha'Keal Jenkins, Melvin Shead, Malcome Kennedy, Greg Jenkins, Carl Ivins.

## State Championship Results

### Cayuga vs Bronte

3/13/10, 8:30 a.m. at Frank Erwin Center, Austin, Texas

VISITORS: Cayuga 66 (22-2)

##	Player Name	PO	TOT			REBOUNDS			PF	TP	A	TO	BLK	S	MIN
			FG-FGA	3-PT FG-FGA	FT-FTA	OF	DE	TOT							
15	Shead, Traylor	f	7-13	0-0	1-4	12	5	17	3	15	2	1	2	3	28
22	Wagner, CJ	f	6-11	0-3	1-2	3	2	5	4	13	1	4	0	2	30
01	Duncan, Billy	g	4-20	4-14	5-7	2	3	5	3	17	0	2	0	0	30
02	Jenkins, Sha'keal	g	1-5	0-0	0-0	2	3	5	2	2	1	0	0	0	20
04	Kennedy, Malcome	g	1-7	0-3	1-2	3	0	3	4	3	3	2	0	5	20
03	Jackson, D'onte		0-1	0-0	0-0	0	0	0	1	0	0	0	0	0	2
20	Summerville, Josiah		0-0	0-0	0-0	0	0	0	0	0	0	0	0	0	0+
21	Anderson, Preston		5-12	5-12	0-0	0	0	0	0	15	1	1	0	0	15
23	Summerville, Caleb		0-2	0-1	0-0	1	2	3	0	0	1	0	0	0	8
33	Campbell, Dalevin		0-8	0-3	1-2	3	2	5	1	1	2	0	0	0	27
	TEAM					4	4	8							
	Totals		24-79	9-36	9-17	30	21	51	18	66	11	10	2	10	180

TOTAL FG%	1st Half:	12-39	30.8%	2nd Half:	10-35	28.6%	OT:	2-5	40.0%	Game:	30.4%	DEADB
3-Pt. FG%	1st Half:	2-17	11.8%	2nd Half:	6-17	35.3%	OT:	1-2	50.0%	Game:	25.0%	REBS
F Throw %	1st Half:	2-3	66.7%	2nd Half:	3-8	37.5%	OT:	4-6	66.7%	Game:	52.9%	4, 1

HOME TEAM: Bronte 60 (27-6)

##	Player Name	PO	TOT			REBOUNDS			PF	TP	A	TO	BLK	S	MIN
			FG-FGA	3-PT FG-FGA	FT-FTA	OF	DE	TOT							
25	Rosson, Rob	f	5-9	0-1	0-2	2	4	6	4	10	1	0	1	0	36
05	Richey, Heath	c	2-4	0-0	1-3	1	3	4	4	5	1	7	0	4	36
02	Rawls, Dakota	g	11-25	4-13	3-4	1	9	10	2	29	1	5	2	0	36
10	Rawls, Kerwin	g	4-11	2-8	4-7	2	5	7	3	14	4	3	0	0	36
23	Casillas, Ernesto	g	1-3	0-0	0-0	3	3	6	1	2	3	5	1	0	35
24	Charles, Terron		0-0	0-0	0-0	0	0	0	0	0	0	0	0	0	1
	TEAM					1	5	6							
	Totals		23-52	6-22	8-16	10	29	39	14	60	10	20	4	4	180

TOTAL FG%	1st Half:	12-25	48.0%	2nd Half:	10-23	43.5%	OT:	1-4	25.0%	Game:	44.2%	DEADB
3-Pt. FG%	1st Half:	3-11	27.3%	2nd Half:	3-8	37.5%	OT:	0-3	0.0%	Game:	27.3%	REBS
F Throw %	1st Half:	1-3	33.3%	2nd Half:	6-9	66.7%	OT:	1-4	25.0%	Game:	50.0%	5

Officials: Ron Tatsch, Jason Balli, Craig Cooper

Technical fouls: none


Attendance: 9,948

Score by Periods	1st	2nd	3rd	4th	OT	Total
Cayuga	12	16	11	18	9	66
Bronte	17	11	14	15	3	60

Points in the paint- Cayuga 28, Bronte 32. Points off turnovers- Cayuga 19, Bronte 13. 2nd chance points- Cayuga 21, Bronte 11. Fast break points- Cayuga 11, Bronte 6. Bench points- Cayuga 16, Bronte 0. Score tied-10 times. Lead changed-11 times. Last FG- Cayuga OT-02:16, Bronte OT-03:51. Largest lead - Cayuga by 6 OT-00:18, Bronte by 6 4th-01:55.



# 2010 Boys' Basketball Conference 1A Division 1



# Boys Basketball 1A Div. II



Members of the Conference 1A Division II boys State Champion Nazareth basketball team include (front row) John Wilhelm, Trey Farris, Riley Huseman, Keenan Albracht, Evan Murray, Fide Pena; (back row) Zach Boxell, Sid Sheffy, Ryan Birkenfield, Brennan Cluck, Reagan Hunter, Marcus Wilhelm, Clint Huseman, Sage Black, Mario Vasquez, Nathan Branum, Coby Emery.

## State Championship Results

### Nazareth vs Lenorah Grady

3/13/10, 7:10 p.m. at Frank Erwin Center, Austin, Texas

VISITORS: Nazareth 52 (30-7)

#	Player Name	PO	SHOTS			REBOUNDS			PF	TP	A	TO	BLK	S	MIN
			TOT FG-FGA	3-PT FG-FGA	FT-FTA	OF	DE	TOT							
05	Black, Sage	f	8-19	4-11	4-6	0	2	2	1	24	1	2	0	3	30
14	Huseman, Clint	f	0-4	0-1	1-2	4	4	8	1	1	1	3	3	1	29
20	Cluck, Brennan	c	3-9	0-0	0-2	6	5	11	3	6	4	4	1	2	30
23	Sheffy, Sid	g	2-10	0-2	0-1	1	3	4	3	4	1	4	0	2	25
30	Birkenfeld, Ryan	g	4-5	0-0	3-4	0	5	5	4	11	3	2	0	1	27
10	Huseman, Riley		0-0	0-0	0-0	0	0	0	1	0	0	2	0	0	2
15	Vasquez, Mario		0-0	0-0	0-0	0	0	0	0	0	0	0	0	0	0+
22	Murray, Evan		0-0	0-0	0-0	0	0	0	0	0	0	0	0	0	0+
25	Albracht, Keenan		0-0	0-0	0-0	0	0	0	0	0	0	0	0	0	0+
32	Hunter, Reagan		0-0	0-0	0-0	0	0	0	0	0	0	0	0	0	3
35	Wilhelm, John		0-0	0-0	0-0	0	0	0	0	0	0	0	0	0	0+
40	Farris, Trey		0-0	0-0	0-0	0	0	0	1	0	0	0	0	0	0+
41	Wilhelm, Marcus		3-4	0-0	0-0	2	2	4	0	6	0	0	0	1	14
50	Pena, Fide		0-0	0-0	0-0	0	0	0	0	0	0	0	0	0	0+
TEAM Totals			20-51	4-14	8-15	13	23	36	14	52	10	17	4	10	160

TOTAL FG%	1st Half:	11-30	36.7%	2nd Half:	9-21	42.9%	Game:	39.2%	DEADB REBS
3-Pt. FG%	1st Half:	2-8	25.0%	2nd Half:	2-6	33.3%	Game:	28.6%	6, 2
F Throw %	1st Half:	2-6	33.3%	2nd Half:	6-9	66.7%	Game:	53.3%	

HOME TEAM: Lenorah Grady 43 (31-5)

#	Player Name	PO	SHOTS			REBOUNDS			PF	TP	A	TO	BLK	S	MIN
			TOT FG-FGA	3-PT FG-FGA	FT-FTA	OF	DE	TOT							
14	Wiebe, Johan	f	1-2	0-0	1-2	4	0	4	0	3	1	0	0	0	15
23	Rodriguez, Jacob		3-11	0-1	0-0	2	2	4	5	6	1	4	0	2	29
01	Teague, Shane	g	0-5	0-2	3-6	2	5	7	2	3	0	5	4	1	30
02	Cox, Dylan	g	8-19	4-8	5-7	2	8	10	2	25	0	4	0	2	31
03	Matthews, Tyler	g	1-5	0-1	0-0	1	0	1	3	2	0	3	1	1	22
20	Russell, Carsten		0-0	0-0	2-2	0	0	0	0	2	0	0	0	0	1
22	Pickerton, Bryley		1-5	0-1	0-0	1	1	2	3	2	0	2	1	1	19
32	Perez, Zach		0-2	0-0	0-0	0	1	1	1	0	0	0	0	0	10
40	Gifford, Tyler		0-0	0-0	0-0	0	1	1	0	0	0	1	0	0	1
50	Perez, Auden		0-0	0-0	0-0	0	0	0	0	0	0	0	0	0	1
54	Robinson, Zane		0-0	0-0	0-0	0	0	0	0	0	0	0	0	0	1
TEAM Totals			14-49	4-13	11-17	14	18	32	16	43	2	19	6	7	160

TOTAL FG%	1st Half:	6-22	27.3%	2nd Half:	8-27	29.6%	Game:	28.6%	DEADB REBS
3-Pt. FG%	1st Half:	2-7	28.6%	2nd Half:	2-6	33.3%	Game:	30.8%	2, 1
F Throw %	1st Half:	1-2	50.0%	2nd Half:	10-15	66.7%	Game:	64.7%	

Officials: Eddie Hopkins, Michael Barnes, Jay Wyatt

Technical fouls: none

Attendance: 8,430

Score by Periods	1st	2nd	3rd	4th	Total
Nazareth	6	20	10	16	52
Lenorah Grady	4	11	10	18	43

Points in the paint- Nazareth 28, Lenorah Grady 14. Points off turnovers- Nazareth 15, Lenorah Grady 13.

2nd chance points- Nazareth 8, Lenorah Grady 8. Fast break points- Nazareth 6, Lenorah Grady 6.

Bench points- Nazareth 6, Lenorah Grady 4. Score tied-3 times. Lead changed-0 times.

Last FG- Nazareth 4th-01:13, Lenorah Grady 4th-01:31.

Largest lead - Nazareth by 17 4th-05:19, Lenorah Grady none.

# Boys Basketball 1A Div. II

## Semifinals

### Leggett vs Lenorah Grady

3/12/10, 2:00 p.m. at Frank Erwin Center, Austin, Texas

VISITORS: Leggett 57 (29-8)

#	Player Name	PO	TOT			REBOUNDS		PF	TP	A	TO	BLK	S	MIN	
			FG-FGA	3-PT FG-FGA	FT-FTA	OF	DE								
24	Botley, KJ	f	6-17	0-4	0-0	2	2	4	4	12	0	1	0	1	26
33	McQueen, Steve	f	0-3	0-0	0-0	1	3	4	0	0	0	1	0	3	21
05	Johnson, Joe	g	12-27	2-9	6-10	3	4	7	1	32	5	0	1	6	31
10	Fletcher, Tanner	g	2-6	2-2	0-0	2	3	5	5	6	0	0	0	2	28
11	Diosdado, Alex	g	0-3	0-0	0-0	4	1	5	1	0	0	0	0	0	16
12	Pittman, Jarvis	g	0-1	0-1	0-0	0	1	1	0	0	0	0	0	0	4
15	Diosdado, Fernando	g	3-9	0-2	1-2	1	5	6	3	7	1	3	0	0	20
20	Wyatt, Deonta	g	0-0	0-0	0-0	0	0	0	1	0	0	1	0	1	3
34	Criswell, Joseph	g	0-2	0-2	0-0	0	1	1	1	0	0	1	0	0	3
42	Reynolds, Dominique	g	0-2	0-0	0-0	1	0	1	0	0	0	0	0	0	8
	TEAM					1	1	2							
	Totals		23-70	4-20	7-12	15	21	36	16	57	6	7	1	13	160

TOTAL FG%	1st Half:	10-39	25.6%	2nd Half:	13-31	41.9%	Game:	32.9%	DEADB
3-Pt. FG%	1st Half:	2-13	15.4%	2nd Half:	2-7	28.6%	Game:	20.0%	REBS
F Throw %	1st Half:	2-2	100%	2nd Half:	5-10	50.0%	Game:	58.3%	1, 2

HOME TEAM: Lenorah Grady 63 (31-4)

#	Player Name	PO	TOT			REBOUNDS		PF	TP	A	TO	BLK	S	MIN	
			FG-FGA	3-PT FG-FGA	FT-FTA	OF	DE								
14	Wiebe, Johan	f	1-3	0-0	0-0	5	0	5	0	2	0	1	0	0	24
23	Rodriguez, Jacob	f	5-16	0-0	1-3	4	7	11	4	11	4	0	1	2	32
01	Teague, Shane	g	8-15	3-5	0-0	2	9	11	5	19	2	2	1	0	26
02	Cox, Dylan	g	4-16	0-8	4-6	3	11	14	2	12	5	7	1	0	32
03	Matthews, Tyler	g	0-2	0-1	0-0	2	2	4	2	0	2	7	0	0	16
22	Pinkerton, Bryley	g	5-11	0-2	2-2	1	1	2	1	12	3	2	0	0	12
32	Perez, Zach	g	3-4	0-0	1-1	3	3	6	0	7	1	0	0	0	18
	TEAM					2	3	5							
	Totals		26-67	3-16	8-12	22	36	58	14	63	17	19	3	2	160

TOTAL FG%	1st Half:	12-34	35.3%	2nd Half:	14-33	42.4%	Game:	38.8%	DEADB
3-Pt. FG%	1st Half:	2-8	25.0%	2nd Half:	1-8	12.5%	Game:	18.8%	REBS
F Throw %	1st Half:	0-1	0.0%	2nd Half:	8-11	72.7%	Game:	66.7%	0

Officials:	Oscar Payen, Marc Huffman, Aruna Matthews	Technical fouls:	none	Attendance:	7,763
Score by Periods	1st	2nd	3rd	4th	Total
Leggett	9	15	19	14	57
Lenorah Grady	15	11	18	19	63

Points in the paint- Leggett 26, Lenorah Grady 40. Points off turnovers- Leggett 14, Lenorah Grady 4.  
 2nd chance points- Leggett 9, Lenorah Grady 15. Fast break points- Leggett 10, Lenorah Grady 8.  
 Bench points- Leggett 7, Lenorah Grady 19. Score tied 4 times. Lead changed-3 times.  
 Last FG- Leggett 4th-00:12, Lenorah Grady 4th-01:14.  
 Largest lead - Leggett by 3 1st-07:09, Lenorah Grady by 9 4th-01:14.

### Nazareth vs Slocum

3/12/10, 7:00 p.m. at Frank Erwin Center, Austin, Texas

VISITORS: Nazareth 57 (29-7)

#	Player Name	PO	TOT			REBOUNDS		PF	TP	A	TO	BLK	S	MIN	
			FG-FGA	3-PT FG-FGA	FT-FTA	OF	DE								
14	Huseman, Clint	f	5-7	1-1	4-5	5	2	7	4	15	0	4	1	2	30
20	Cluck, Brennan	f	0-6	0-1	2-2	1	3	4	1	2	1	3	0	0	31
05	Black, Sage	g	5-12	1-4	2-3	1	1	2	5	13	4	5	2	2	24
23	Sheffy, Sid	g	7-15	2-5	2-2	1	10	11	3	18	2	3	0	1	32
30	Birkenfeld, Ryan	g	2-4	0-0	5-7	2	2	4	4	9	2	3	1	1	24
10	Huseman, Riley	g	0-0	0-0	0-0	0	0	0	0	0	0	1	0	0	3
32	Hunter, Reagan	g	0-0	0-0	0-0	1	1	2	0	0	0	1	0	0	9
41	Wilhelm, Marcus	g	0-0	0-0	0-0	0	2	2	0	0	0	0	0	0	7
	TEAM					1	4	5							
	Totals		19-44	4-11	15-19	12	25	37	17	57	9	20	4	6	160

TOTAL FG%	1st Half:	9-24	37.5%	2nd Half:	10-20	50.0%	Game:	43.2%	DEADB
3-Pt. FG%	1st Half:	2-7	28.6%	2nd Half:	2-4	50.0%	Game:	36.4%	REBS
F Throw %	1st Half:	4-6	66.7%	2nd Half:	11-13	84.6%	Game:	78.9%	0, 1

HOME TEAM: Slocum 48 (33-6)

#	Player Name	PO	TOT			REBOUNDS		PF	TP	A	TO	BLK	S	MIN	
			FG-FGA	3-PT FG-FGA	FT-FTA	OF	DE								
10	Bickerstaff, Dillon	f	2-4	1-3	1-2	3	4	7	3	6	1	0	0	0	29
33	Tomasson, Randall	c	7-15	0-3	0-0	3	6	9	2	14	0	2	0	4	32
01	Foster, Logan	g	2-11	0-2	1-6	0	3	3	5	5	2	5	0	3	26
03	Redd, Kendall	g	2-5	1-3	0-2	3	1	4	5	5	2	1	0	3	28
15	Prater, Steven	g	5-12	1-2	2-6	4	0	4	0	13	3	4	0	1	31
05	Bowman Jacob	g	0-0	0-0	0-0	0	0	0	1	0	0	0	0	1	0+
11	Larkin, Fletcher	g	2-7	1-4	0-0	0	1	1	2	5	0	1	0	1	14
12	Lane, Cole	g	0-0	0-0	0-0	0	0	0	0	0	0	0	0	0	0+
	TEAM					1	1								
	Totals		20-54	4-17	4-16	13	16	29	18	48	8	13	0	13	160

TOTAL FG%	1st Half:	7-25	28.0%	2nd Half:	13-29	44.8%	Game:	37.0%	DEADB
3-Pt. FG%	1st Half:	1-6	16.7%	2nd Half:	3-11	27.3%	Game:	23.5%	REBS
F Throw %	1st Half:	0-6	0.0%	2nd Half:	4-10	40.0%	Game:	25.0%	7, 1

Officials:	Jose Villafraanca, Jeff Groban, Jarrett Vickers	Technical fouls:	none	Attendance:	10,153
Score by Periods	1st	2nd	3rd	4th	Total
Nazareth	9	15	11	22	57
Elkhart Slocum	7	8	14	19	48


Points in the paint- Nazareth 26, Slocum 24. Points off turnovers- Nazareth 15, Slocum 20.  
 2nd chance points- Nazareth 13, Slocum 12. Fast break points- Nazareth 10, Slocum 2.  
 Bench points- Nazareth 0, Slocum 5. Score tied-0 times. Lead changed-2 times.  
 Last FG- Nazareth 4th-04:06, Slocum 4th-00:09.  
 Largest lead - Nazareth by 19 4th-05:06, Slocum by 1 1st-03:21.

ACADEMICS

MUSIC

ATHLETICS

## 2010 Boys' Basketball Conference 1A Division 2





# Boys Basketball 2A



Members of the Conference 2A boys State Champion Ponder basketball team include (front row) Sebastian Pitman, Grant Boxell, Jake Stewart; (2nd row) Chris Bean, John Burke, Robert Davenport, Jordan Young, Jake Blackman, Dalton Brown, Zach Smith, Tanner Yeager; (back row) James Holt, Steve Young, Alex Huerta, David Robertson, Scott Gregg, Jarryd Shirley, Kaleb Broadstreet, Wade Ford, Jude Stanley.

## Ponder vs Idalou

3/13/10, 2:03 p.m. at Frank Erwin Center, Austin, Texas

## State Championship Results

VISITORS: Ponder 66 (37-4)

##	Player Name	PO	TOT FG-FGA	3-PT FG-FGA	FT-FTA	REBOUNDS			PF	TP	A	TO	BLK	S	MIN
						OF	DE	TOT							
31	Huerta, Alex	f	0-4	0-1	2-4	1	2	3	3	2	2	3	0	2	13
32	Broadstreet, Kaleb	f	7-8	4-5	0-0	0	5	5	1	18	0	0	0	1	25
25	Gregg, Scott	c	3-5	0-0	3-4	1	4	5	4	9	1	1	3	0	22
03	Young, Jordan	g	2-4	2-4	0-0	0	3	3	2	6	6	6	0	1	29
15	Robertson, David	g	5-10	2-4	4-4	1	6	7	0	16	4	2	0	2	27
01	Bean, Chris		0-0	0-0	0-0	0	1	1	0	0	0	0	0	0	1
10	Davenport, Robert		0-0	0-0	2-2	1	0	1	1	2	2	3	0	3	15
11	Yeager, Tanner		1-1	0-0	1-2	0	0	0	1	3	1	1	0	0	3
12	Shirley, Jarryd		1-2	0-0	1-1	0	0	0	0	3	0	0	0	1	2
22	Brown, Dalton		2-4	0-0	0-0	0	1	1	2	4	0	2	0	1	8
23	Blackmon, Jake		0-0	0-0	0-0	0	1	1	1	0	0	0	0	0	3
33	Burke, John		0-2	0-1	2-2	1	1	2	0	2	0	0	0	0	4
34	Ford, Wade		0-3	0-2	1-2	0	0	0	2	1	0	0	0	0	7
44	Smith, Zach		0-0	0-0	0-0	0	0	0	0	0	0	0	0	0	1
	TEAM					2	3	5							
	Totals		21-43	8-17	16-21	7	27	34	17	66	16	18	3	11	160

TOTAL FG%	1st Half:	12-21	57.1%	2nd Half:	9-22	40.9%	Game:	48.8%	DEADB
3-Pt. FG%	1st Half:	6-11	54.5%	2nd Half:	2-6	33.3%	Game:	47.1%	REBS
F Throw %	1st Half:	7-8	87.5%	2nd Half:	9-13	69.2%	Game:	76.2%	2

HOME TEAM: Idalou 40 (30-7)

##	Player Name	PO	TOT FG-FGA	3-PT FG-FGA	FT-FTA	REBOUNDS			PF	TP	A	TO	BLK	S	MIN
						OF	DE	TOT							
11	Payne, Riley	f	3-7	1-1	2-3	0	2	2	4	9	0	2	1	2	26
21	Parkhill, CJ	f	1-14	1-8	6-8	2	4	6	4	9	1	6	2	2	22
04	Estes, Alec	g	2-4	0-0	3-6	0	1	1	1	7	0	2	0	2	25
10	Johnson, Jacob	g	2-6	0-0	1-2	1	2	3	2	5	3	5	0	3	25
23	Adkins, Bradley	g	1-3	0-0	0-0	1	2	3	3	2	0	2	1	0	21
03	Dowdy, Tyler		1-3	1-1	1-3	1	3	4	3	4	0	1	0	1	13
05	Schilling, Bryce		0-1	0-0	0-0	0	1	1	0	0	0	0	0	1	7
14	Turner, Brent		0-0	0-0	0-1	0	0	0	0	0	0	1	0	1	5
30	Thornton, Garrett		1-3	0-0	0-0	1	0	1	1	2	1	0	0	0	8
32	Buckner, Luke		1-2	0-0	0-0	1	1	2	1	2	0	0	0	0	7
33	Zahn, Alan		0-0	0-0	0-0	0	0	0	0	0	0	0	0	0	1
	TEAM					1	2	3							
	Totals		12-43	3-10	13-23	8	18	26	19	40	5	19	4	12	160

TOTAL FG%	1st Half:	6-18	33.3%	2nd Half:	6-25	24.0%	Game:	27.9%	DEADB
3-Pt. FG%	1st Half:	2-6	33.3%	2nd Half:	1-4	25.0%	Game:	30.0%	REBS
F Throw %	1st Half:	5-9	55.6%	2nd Half:	8-14	57.1%	Game:	56.5%	6

Officials: Lynn Suber, Mike Thornton, Greg Rodgers Technical fouls: none Attendance: 16,060

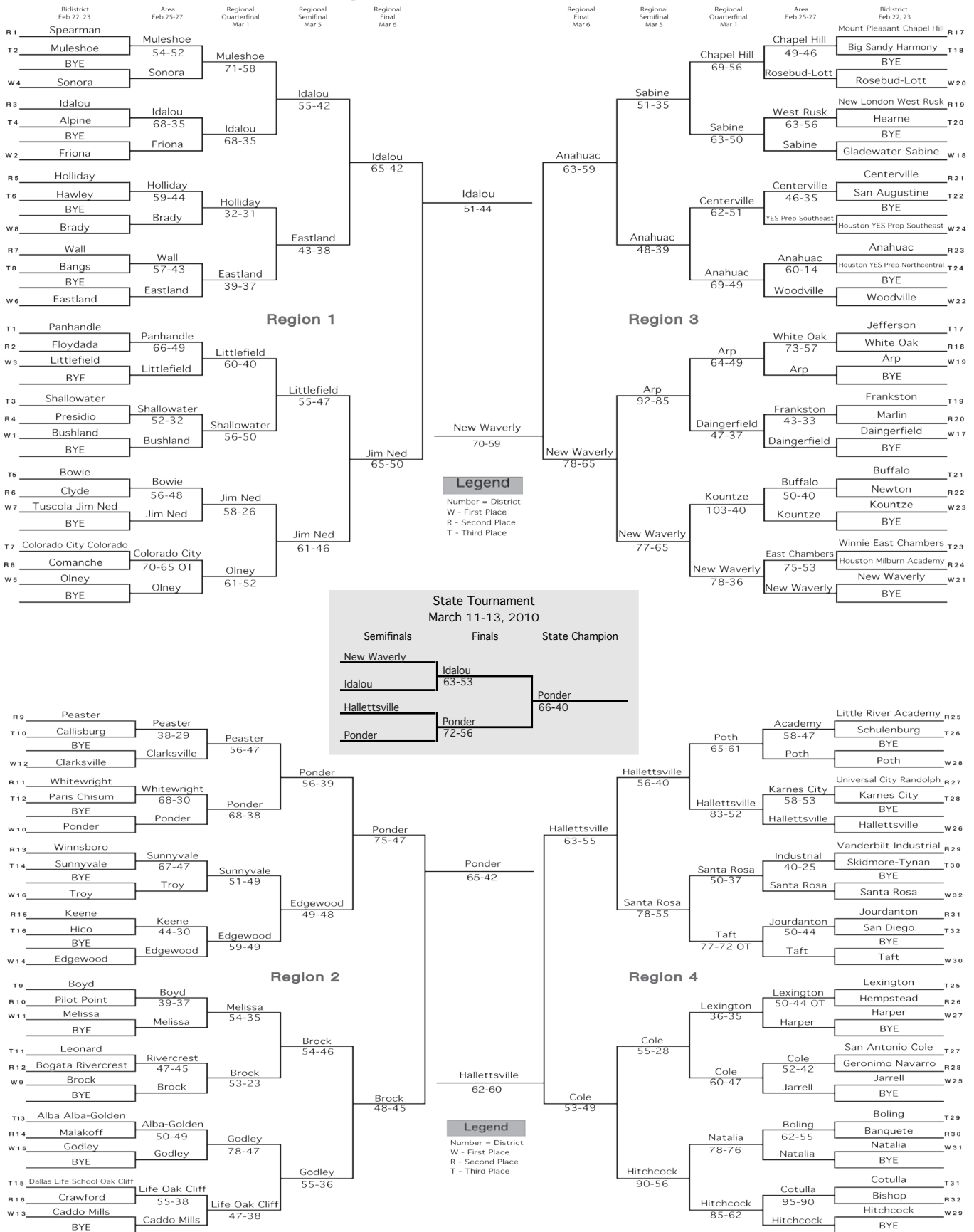
Score by Periods	1st	2nd	3rd	4th	Total
Ponder	20	17	15	14	66
Idalou	14	5	3	18	40

Points in the paint- Ponder 18, Idalou 18. Points off turnovers- Ponder 19, Idalou 14. 2nd chance points- Ponder 6 Idalou 4. Fast break points- Ponder 4 Idalou 6. Bench points- Ponder 15, Idalou 8. Score tied-0 times. Lead changed-0 times. Last FG- Ponder 4th-00:55, Idalou 4th-00:39. Largest lead - Ponder by 33 3rd-01:47, Idalou none.

Largest crowd in Conference 2A Boys Championship History



# 2010 Boys' Basketball Conference 2A



ACADEMICS

MUSIC

ATHLETICS

# Boys Basketball 3A



Members of the Conference 3A boys State Champion Lubbock Estacado basketball team include (front row) Ty Mitchell, Stephon Smith, Jose Salazar, Adrian Adame; (2nd row) Tevin Faye, Anthony Robinson, David Barnes, Barry Johnson, Eldon Gatewood, Kevin Wagner, Tamarick Courtney; (back row) Robert Ramos, Stacy Godfrey, Aaron Waldrup, Nate Lewis, Kevin Manahan, Ryhiem Hunter, Dearius Poindexter, Clarence Willard, Ti Russell, Tony Wagner, Calvin Walker.

## State Championship Results

### Lubbock Estacado vs Dallas Madison

3/13/10, 10:00 a.m. at Frank Erwin Center, Austin, Texas

VISITORS: Lubbock Estacado 69 (33-4)

##	Player Name	PO	TOT			REBOUNDS			PF	TP	A	TO	BLK	S	MIN
			FG-FGA	3-PT FG-FGA	FT-FTA	OF	DE	TOT							
12	Russell, Ti	f	4-5	0-0	3-4	5	2	7	4	11	3	0	0	0	29
24	Willard, Clarence	f	6-14	4-5	7-13	2	5	7	3	23	4	4	0	3	28
03	Johnson, Barry	g	4-7	0-2	2-2	0	2	2	3	10	2	1	0	1	28
05	Wagner, Kevin	g	4-12	1-2	4-7	0	4	4	2	13	4	9	1	2	31
33	Hunter, Ryhiem	g	4-10	0-2	0-0	1	3	4	3	8	3	2	0	3	30
01	Gatewood, Eldon	g	0-1	0-0	0-0	0	0	0	1	0	0	0	0	0	3
22	Lewis, Nate	g	2-5	0-0	0-0	1	0	1	2	4	0	0	0	1	11
TEAM						4	2	6							
Totals			24-54	5-11	16-26	13	18	31	18	69	16	16	1	10	160

TOTAL FG%	1st Half:	14-29	48.3%	2nd Half:	10-25	40.0%	Game:	44.4%	DEADB
3-Pt. FG%	1st Half:	4-9	44.4%	2nd Half:	1-2	50.0%	Game:	45.5%	REBS
F Throw %	1st Half:	1-3	33.3%	2nd Half:	15-23	65.2%	Game:	61.5%	5, 3

HOME TEAM: Dallas Madison 63 (29-9)

##	Player Name	PO	TOT			REBOUNDS			PF	TP	A	TO	BLK	S	MIN
			FG-FGA	3-PT FG-FGA	FT-FTA	OF	DE	TOT							
02	Gulley, Kristopher	f	7-15	0-1	6-9	7	4	11	3	20	1	2	1	2	26
05	Harris, Tevin	c	3-7	0-0	7-10	4	6	10	4	13	1	2	2	1	21
03	Flentroy, Desmond	g	5-15	0-4	0-0	3	4	7	4	10	4	2	0	3	32
04	Flentroy, Timothy	g	6-14	3-7	0-0	1	1	2	1	15	1	3	0	1	28
31	Scott, Montreal	g	1-5	0-1	0-0	1	0	1	1	2	0	5	0	1	17
01	Doss, Aaron	g	1-3	1-2	0-0	0	0	0	1	3	0	1	0	1	5
12	Bell, Stanley	g	0-0	0-0	0-2	1	1	2	2	0	0	0	0	0	2
15	Hollins, Anthony	g	0-1	0-1	0-0	1	1	2	4	0	0	1	0	1	15
24	Wilcots, Ronald	g	0-0	0-0	0-0	0	0	0	0	0	0	0	0	0	1
25	Garrett, Elton	g	0-1	0-0	0-0	2	3	5	1	0	0	2	0	0	8
32	Boyd, Keylon	g	0-2	0-0	0-0	2	1	3	2	0	1	1	0	0	5
TEAM						2	1	3							
Totals			23-63	4-16	13-21	24	22	46	23	63	8	19	3	10	160

TOTAL FG%	1st Half:	9-33	27.3%	2nd Half:	14-30	46.7%	Game:	36.5%	DEADB
3-Pt. FG%	1st Half:	2-9	22.2%	2nd Half:	2-7	28.6%	Game:	25.0%	REBS
F Throw %	1st Half:	5-6	83.3%	2nd Half:	8-15	53.3%	Game:	61.9%	3

Officials: Larry Johnson, Julius Clebourne, Bill Carey Technical fouls: none Attendance: 9,948

Score by Periods	1st	2nd	3rd	4th	Total
Lubbock Estacado	19	14	14	22	69
Dallas Madison	16	9	15	23	63

Points in the paint- Lubbock Estacado 38, Dallas Madison 32. Points off turnovers- Lubbock Estacado 26, Dallas Madison 22.  
2nd chance points- Lubbock Estacado 8, Dallas Madison 16. Fast break points- Lubbock Estacado 18, Dallas Madison 16.  
Bench points- Lubbock Estacado 4, Dallas Madison 3. Score tied-2 times. Lead changed-3 times.  
Last FG- Lubbock Estacado 4th-01:42, Dallas Madison 4th-00:19.  
Largest lead - Lubbock Estacado by 13 3rd-06:41, Dallas Madison by 5 1st-05:21.

# Boys Basketball 3A

## Semifinals

### Dallas Madison vs Silsbee

3/11/10, 2:05 p.m. at Frank Erwin Center, Austin, Texas

VISITORS: Dallas Madison 67 (29-8)

##	Player Name	PO	TOT			REBOUNDS			PF	TP	A	TO	BLK	S	MIN
			FG-FGA	3-PT FG-FGA	FT-FTA	OF	DE	TOT							
02	Gulley, Kristopher	f	3-8	1-2	1-2	1	5	6	2	8	1	1	0	0	22
05	Harris, Tevin	c	4-7	0-0	3-8	4	10	14	3	11	0	0	5	1	21
03	Flentroy, Desmond	g	6-15	2-5	4-6	2	3	5	1	18	4	5	0	3	31
04	Flentroy, Timothy	g	4-16	0-4	5-9	1	3	4	2	13	5	2	0	2	24
31	Scott, Montreal	g	1-4	0-1	2-2	1	1	2	2	4	1	1	0	5	21
01	Doss, Aaron	g	1-3	0-2	0-0	0	0	0	0	2	1	0	0	0	5
12	Bell, Stanley		0-0	0-0	1-2	0	0	0	3	1	0	0	0	0	3
15	Hollins, Anthony		1-2	0-1	0-0	0	0	0	1	2	0	1	0	1	7
21	Pearson, Cameron		0-1	0-0	0-0	0	1	1	1	0	0	0	0	0	6
24	Wilcots, Ronald		0-0	0-0	0-0	0	0	0	0	0	0	0	0	0	0+
25	Garrett, Elton		2-5	0-0	2-2	2	1	3	3	6	1	0	0	1	12
32	Boyd, Keylon		1-2	0-0	0-0	0	1	1	0	2	2	3	0	1	8
	TEAM					2	1	3							
	Totals		23-63	3-15	18-31	13	26	39	18	67	15	13	5	14	160

TOTAL FG%	1st Half: 10-35	28.6%	2nd Half: 13-28	46.4%	Game: 36.5%	DEADB
3-Pt. FG%	1st Half: 3-12	25.0%	2nd Half: 0-3	0.0%	Game: 20.0%	REBS
F Throw %	1st Half: 6-10	60.0%	2nd Half: 12-21	57.1%	Game: 58.1%	3

HOME TEAM: Silsbee 63 (30-5)

##	Player Name	PO	TOT			REBOUNDS			PF	TP	A	TO	BLK	S	MIN
			FG-FGA	3-PT FG-FGA	FT-FTA	OF	DE	TOT							
14	Jones, Kendrick	f	1-5	0-0	2-4	4	9	13	5	4	1	3	2	0	27
32	Stallworth, Darius	f	7-10	2-2	7-9	4	8	12	5	23	0	7	0	1	31
34	Thomas, Avory	c	4-8	0-0	4-5	1	2	3	2	12	0	2	1	0	29
04	Hill, Pheal	g	5-14	1-2	3-8	0	4	4	3	14	0	6	0	1	32
23	Lane, Prentice	g	1-8	1-6	0-0	2	5	7	4	3	2	5	0	1	25
03	Gaines, Kelton		1-4	1-2	4-5	0	3	3	3	7	2	1	0	0	13
20	Barrett, Ronald		0-0	0-0	0-0	0	0	0	0	0	0	0	0	1	1
30	Harris, Xavier		0-2	0-0	0-0	0	0	0	1	0	0	0	0	0	2
	TEAM					1	5	6							
	Totals		19-51	5-12	20-31	12	36	48	23	63	5	24	3	4	160

TOTAL FG%	1st Half: 8-22	36.4%	2nd Half: 11-29	37.9%	Game: 37.3%	DEADB
3-Pt. FG%	1st Half: 0-1	0.0%	2nd Half: 5-11	45.5%	Game: 41.7%	REBS
F Throw %	1st Half: 14-23	60.9%	2nd Half: 6-8	75.0%	Game: 64.5%	5, 1

Officials: Mike Yell, Newton Owens, Ricky Collinsworth Technical fouls: none. Attendance: 8,843

Score by Periods	1st	2nd	3rd	4th	Total
Dallas Madison	14	15	18	20	67
Silsbee	18	12	10	23	63

Points in the paint- Dallas Madison 36, Silsbee 24. Points off turnovers- Dallas Madison 24, Silsbee 10.

2nd chance points- Dallas Madison 11, Silsbee 19. Fast break points- Dallas Madison 22, Silsbee 8.

Bench points- Dallas Madison 13, Silsbee 7. Score tied 5 times. Lead changed-4 times.

Last FG- Dallas Madison 4th-02:28, Silsbee 4th-00:23.

Largest lead - Dallas Madison by 14 4th-03:20, Silsbee by 7 2nd-06:39.

### Stafford vs Lubbock Estacado

3/11/10, 4:14 p.m. at Frank Erwin Center, Austin, Texas

VISITORS: Stafford 40 (23-12)

##	Player Name	PO	TOT			REBOUNDS			PF	TP	A	TO	BLK	S	MIN
			FG-FGA	3-PT FG-FGA	FT-FTA	OF	DE	TOT							
04	Collins, Sean	f	1-4	0-1	1-2	0	2	2	2	3	0	2	1	1	30
32	Hamilton, Brandon	f	6-12	0-0	1-1	2	3	5	1	13	0	1	2	1	32
13	Anyama, Boris	c	0-0	0-0	0-0	0	5	5	3	0	1	0	1	0	22
01	Wiltz, Maurice	g	9-16	1-4	5-5	0	1	1	4	24	0	5	0	0	32
21	Williams, Elliott	g	0-1	0-0	0-0	0	0	0	0	0	2	3	0	0	8
03	Davis, London		0-0	0-0	0-0	0	0	0	1	0	0	0	0	0	0+
23	Coakley, Jordan		0-0	0-0	0-0	0	0	0	0	0	1	2	0	0	17
30	Jackson, Billy		0-0	0-0	0-0	1	2	3	0	0	0	0	0	0	10
35	Luckett, Rashad		0-0	0-0	0-0	0	1	1	0	0	0	4	0	0	9
	TEAM					2	3	5							
	Totals		16-33	1-5	7-8	5	17	22	11	40	4	17	4	2	160

TOTAL FG%	1st Half: 5-14	35.7%	2nd Half: 11-19	57.9%	Game: 48.5%	DEADB
3-Pt. FG%	1st Half: 1-2	50.0%	2nd Half: 0-3	0.0%	Game: 20.0%	REBS
F Throw %	1st Half: 4-4	100%	2nd Half: 3-4	75.0%	Game: 87.5%	2

HOME TEAM: Lubbock Estacado 45 (32-4)

##	Player Name	PO	TOT			REBOUNDS			PF	TP	A	TO	BLK	S	MIN
			FG-FGA	3-PT FG-FGA	FT-FTA	OF	DE	TOT							
12	Russell, Ti	f	3-4	0-0	0-0	2	5	7	1	6	0	0	1	1	26
24	Willard, Clarence	f	2-9	0-2	2-3	3	1	4	2	6	2	3	1	0	26
03	Johnson, Barry	g	4-6	1-2	0-0	1	2	3	2	9	1	2	0	0	32
05	Wagner, Kevin	g	8-13	0-3	4-6	0	1	1	1	20	2	3	1	5	32
33	Hunter, Ryhiem	g	1-5	0-2	1-2	2	1	3	3	3	1	1	1	4	26
01	Gatewood, Eldon		0-2	0-0	1-2	1	0	1	2	1	1	1	1	1	7
22	Lewis, Nate		0-1	0-0	0-0	1	0	1	2	0	0	1	0	0	11
	TEAM					1	1	1							
	Totals		18-40	1-9	8-13	10	11	21	13	45	7	11	5	11	160

TOTAL FG%	1st Half: 9-20	45.0%	2nd Half: 9-20	45.0%	Game: 45.0%	DEADB
3-Pt. FG%	1st Half: 1-7	14.3%	2nd Half: 0-2	0.0%	Game: 11.1%	REBS
F Throw %	1st Half: 3-4	75.0%	2nd Half: 5-9	55.6%	Game: 61.5%	0

Officials: Lynn Suber, Mike Thornton, Greg Rogers Technical fouls: none. Attendance: 8,843

Score by Periods	1st	2nd	3rd	4th	Total
Stafford	4	11	16	9	40
Lubbock Estacado	11	11	12	11	45

Points in the paint- Stafford 24, Lubbock Estacado 28. Points off turnovers- Stafford 11, Lubbock Estacado 15.

2nd chance points- Stafford 4, Lubbock Estacado 6. Fast break points- Stafford 0, Lubbock Estacado 6

Bench points- Stafford 0, Lubbock Estacado 1. Score tied-1 time. Lead changed-0 times.

Last FG- Stafford 4th-00:12, Lubbock Estacado 4th-00:31.


Largest lead - Stafford none, Lubbock Estacado by 12 2nd-06:49.

ACADEMICS

MUSIC

ATHLETICS

# 2010 Boys' Basketball Conference 3A



# Boys Basketball 4A



Members of the Conference 4A boys State Champion Houston Yates basketball team include (front row) Dwayne Wilkerson, Ronnie Morgan, Ronnie Lewis, Marshall Lange, Gregory Watts, Darius Gardner, Garry Jackson, Shuneric Martin, Trey Dickerson, Kelly Webster; (back row) Jawann McClellan, Elton Roy, Brandon Peters, Darveon Trahan, Chris Hill, Alex Davis, Clyde Santee, Joseph Young, Greg Wise.

## Houston Yates vs Lancaster

3/10/10, 4:08 p.m. at Frank Erwin Center, Austin, Texas

## State Championship Results

VISITORS: Houston Yates 92 (34-0)

#	Player Name	PO	TOT		3-PT	FT-FTA	REBOUNDS			PF	TP	A	TO	BLK	S	MIN
			FG-FGA	FG-FGA			OF	DE	TOT							
23	Peters, Brandon	f	12-25	3-9	10-13	8	5	13	3	37	2	2	1	2	27	
33	Davis, Alex	c	2-7	0-0	2-6	5	4	9	3	6	1	0	5	3	30	
00	Young, Joseph	g	8-21	6-14	2-2	2	0	2	4	24	0	3	0	1	25	
02	Roy, Elton	g	3-8	2-4	0-0	1	2	3	5	8	2	3	0	2	13	
24	Gardner, Darius	g	5-13	0-2	6-12	4	3	7	2	16	7	3	0	4	30	
01	Trahan, Darveon		0-0	0-0	0-0	1	0	1	0	0	0	0	0	0	3	
03	Dickerson, Trey		0-1	0-0	0-0	0	1	1	1	0	0	0	0	1	1	
05	Lange, Marshall		0-2	0-0	1-6	1	2	3	2	1	0	2	0	6	19	
10	Jackson, Garry		0-3	0-1	0-0	0	0	0	2	0	0	2	0	0	5	
12	Lewis, Ronnie		0-0	0-0	0-0	0	0	0	0	0	0	0	0	0	0+	
15	Watts, Gregory		0-0	0-0	0-0	0	0	0	0	0	0	0	0	0	0+	
25	Martin, Shuneric		0-0	0-0	0-0	0	0	0	0	0	0	0	0	0	0+	
32	Santee, Clyde		0-3	0-1	0-2	1	3	4	1	0	0	0	0	0	6	
34	Afolayan, Wesley		0-0	0-0	0-0	0	0	0	0	0	0	0	0	0	1	
41	Hill, Chris		0-0	0-0	0-0	0	1	0	0	0	0	0	0	0	0+	
TEAM																
Totals			30-83	11-31	21-41	25	21	46	23	92	12	15	6	19	160	
TOTAL FG%			1st Half: 14-43	32.6%	2nd Half: 16-40	40.0%		Game: 36.1%		DEADB		REBS				
3-Pt. FG%			1st Half: 6-16	37.5%	2nd Half: 5-15	33.3%		Game: 35.5%								
F Throw %			1st Half: 10-18	55.6%	2nd Half: 11-23	47.8%		Game: 51.2%								

HOME TEAM: Lancaster 73 (35-3)

#	Player Name	PO	TOT		3-PT	FT-FTA	REBOUNDS			PF	TP	A	TO	BLK	S	MIN
			FG-FGA	FG-FGA			OF	DE	TOT							
12	Kyser, Michale	f	7-8	0-0	1-4	3	3	6	2	15	0	5	1	0	17	
23	Bohannon, John	c	5-9	0-1	2-4	5	18	23	4	12	4	4	8	0	29	
02	Lynch, Trey	g	7-15	0-4	1-4	1	2	3	3	15	1	2	0	0	31	
03	Williams, J.J.	g	4-10	1-2	3-5	0	3	3	5	12	2	6	0	3	30	
05	Earl, Sheldon	g	3-4	1-1	1-3	2	2	4	4	8	5	8	0	1	23	
00	Zachary, Denzel		1-4	0-3	0-0	1	1	2	0	2	0	0	0	0	3	
01	Chukwikelu, Chris		0-0	0-0	0-0	0	0	0	1	0	0	0	0	0	0+	
04	Fisher, Blake		0-0	0-0	0-0	0	0	0	0	0	1	0	0	0	1	
11	Johnson, Derrion		1-4	0-0	5-6	1	3	4	4	7	2	5	0	1	17	
20	Taylor, Michael		0-1	0-0	0-0	1	0	1	1	0	0	1	0	0	4	
24	Etheridge, Ladarius		0-1	0-0	0-0	0	0	0	0	0	0	0	0	0	0+	
32	Williams, Gerald		0-0	0-0	0-0	0	0	0	0	0	0	0	0	0	0+	
33	Keaton, Warren		0-0	0-0	0-0	0	2	2	1	0	0	0	0	0	1	
42	Lively, Darius		1-3	0-0	0-0	1	2	3	2	2	0	0	0	0	2	
44	Jones, Tremayne		0-1	0-0	0-0	2	0	2	0	0	0	0	0	0	1	
50	Monk-Sowels, Adrian		0-1	0-0	0-0	0	0	0	0	0	0	0	0	0	1	
TEAM																
Totals			29-61	2-11	13-26	17	37	54	27	73	14	32	9	5	160	
TOTAL FG%			1st Half: 15-32	46.9%	2nd Half: 14-29	48.3%		Game: 47.5%		DEADB		REBS				
3-Pt. FG%			1st Half: 1-5	20.0%	2nd Half: 1-6	16.7%		Game: 18.2%								
F Throw %			1st Half: 9-18	50.0%	2nd Half: 4-8	50.0%		Game: 50.0%								

Officials: Mike Yell, Newton Owens, Ricky Collinsworth

Technical fouls: none

Attendance: 16,755

Score by Periods	1st	2nd	3rd	4th	Total
Houston Yates	23	21	17	31	92
Lancaster	17	23	25	8	73

Points in the paint- Houston Yates 34, Lancaster 46. Points off turnovers- Houston Yates 44, Lancaster 13.

2nd chance points- Houston Yates 19, Lancaster 16. Fast break points- Houston Yates 21, Lancaster 32.

Bench points- Houston Yates 1, Lancaster 11. Score tied-2 times. Lead changed-5 times.

Last FG- Houston Yates 4th-01:50, Lancaster 4th-03:59.


Largest lead - Houston Yates by 19 4th-01:18, Lancaster by 6 3rd-04:17.

Sellout - Largest Crowd in UIL History





# 2010 Boys' Basketball Conference 4A



ACADEMICS

MUSIC

ATHLETICS

# Boys Basketball 5A



Members of the Conference 5A boys State Champion Fort Bend Bush basketball team include (front row) Tobi Tinubu, Chibuikwe Chidomere, Ryne Williams, Adrian Tepker; (2nd row) Destiny Bogan, Erica Boyd, Rodshard Davis, Cameron Ridley, Tavis Courtney, Alteecia Ivory, Dia Usqren; (back row) Ronnie Courtney, Greg Bell, Kiarra Batas, Arnold Lyall, DeMarcus Gatlin, Jordan Clark, Darius Richardson, Nate Clayton, Geron House, Jeff Merchant, Jay Thornton, Rodney McKee.

## State Championship Results

### Fort Bend Bush vs Garland Lakeview Centennial

3/13/10, 9:07 p.m. at Frank Erwin Center, Austin, Texas

VISITORS: Fort Bend Bush 65 (35-4)

##	Player Name	PO	TOT FG-FGA	3-PT FG-FGA	FT-FTA	REBOUNDS				TP	A	TO	BLK	S	MIN
						OF	DE	TOT	PF						
23	Clark, Jordan	f	10-17	0-0	0-2	8	3	11	4	20	0	3	2	1	27
55	Ridley, Cameron	c	4-10	0-0	0-0	2	8	10	3	8	0	0	3	0	28
02	Richardson, Darius	g	10-16	2-6	3-7	5	2	7	1	25	0	2	0	1	32
05	Gatlin, DeMarcus	g	1-5	0-1	1-2	1	4	5	1	3	3	4	1	1	21
10	Courtney, Travis	g	1-4	0-1	0-0	0	5	5	2	2	2	4	0	0	27
03	Davis, Rodshard		2-6	0-0	3-3	0	1	1	1	7	1	3	0	0	21
45	Clayton, Nate		0-1	0-0	0-0	0	0	0	0	0	0	0	0	0	4
	TEAM					1	5	6							
	Totals		28-59	2-8	7-14	17	28	45	12	65	6	16	6	3	160

TOTAL FG%	1st Half:	12-30	40.0%	2nd Half:	16-29	55.2%	Game:	47.5%	DEADB
3-Pt. FG%	1st Half:	1-5	20.0%	2nd Half:	1-3	33.3%	Game:	25.0%	REBS
F Throw %	1st Half:	0-0	0.0%	2nd Half:	7-14	50.0%	Game:	50.0%	2, 1

HOME TEAM: Garland Lakeview Centennial 58 (33-4)

##	Player Name	PO	TOT FG-FGA	3-PT FG-FGA	FT-FTA	REBOUNDS				TP	A	TO	BLK	S	MIN
						OF	DE	TOT	PF						
23	Copeland, Chris	f	4-9	0-0	4-4	2	2	4	2	12	3	0	0	0	20
24	Williams, Ryan	c	6-13	0-0	0-0	6	8	14	1	12	0	3	0	2	26
14	Demas, Jamarlus	g	1-4	0-2	0-0	1	0	1	2	2	1	2	0	0	12
20	Gotcher, Toddrick	g	2-17	1-9	2-4	4	2	6	3	7	3	2	1	2	30
22	Jones, Chris	g	7-17	3-8	2-2	1	3	4	1	19	1	1	0	3	32
01	Eguavoen, Samuel		0-0	0-0	0-0	0	1	1	0	0	0	0	0	0	6
21	Ottih, Derek		0-0	0-0	0-0	0	0	0	2	0	0	0	0	0	0+
30	Esdelle-Blackburn, S		0-4	0-2	0-0	2	0	2	1	0	0	0	0	0	14
32	Lipsey, Bryan		2-5	2-4	0-0	1	2	3	1	6	3	1	0	0	18
33	Hobdy, Brandon		0-1	0-0	0-0	0	0	0	0	0	0	0	0	1	2
	TEAM					3	1	4							
	Totals		22-70	6-25	8-10	20	19	39	13	58	11	9	1	8	160

TOTAL FG%	1st Half:	11-33	33.3%	2nd Half:	11-37	29.7%	Game:	31.4%	DEADB
3-Pt. FG%	1st Half:	4-13	30.8%	2nd Half:	2-12	16.7%	Game:	24.0%	REBS
F Throw %	1st Half:	0-2	0.0%	2nd Half:	8-8	100%	Game:	80.0%	1

Officials: Ryan McDaniel, Jason Barth, Marvin Royal Technical fouls: none Attendance: 8,430

Score by Periods	1st	2nd	3rd	4th	Total
Fort Bend Bush	12	13	11	29	65
Lakeview Centennial	11	15	16	16	58

Points in the paint- Ft Bend Bush 44, Centennial 26. Points off turnovers- Ft Bend Bush 11, Centennial 15.

2nd chance points- Ft Bend Bush 16, Centennial 20. Fast break points- Ft Bend Bush 36, Centennial 2.

Bench points- Ft Bend Bush 7, Centennial 6. Score tied-3 times. Lead changed-7 times.

Last FG- Ft Bend Bush 4th-00:55, Centennial 4th-00:08.

Largest lead - Ft Bend Bush by 9 4th-00:55, Centennial by 9 3rd-01:02.

# Boys Basketball 5A

## Semifinals

**Garland Lakeview Centennial vs San Antonio Wagner**  
3/12/10, 4:00 p.m. at Frank Erwin Center, Austin, Texas

VISITORS: Garland Lakeview Centennial 87 (33-3)

#	Player Name	PO	TOT			REBOUNDS			PF	TP	A	TO	BLK	S	MIN
			FG-FGA	3-PT FG-FGA	FT-FTA	OF	DE	TOT							
23	Copeland, Chris	f	5-6	0-0	2-2	2	4	6	4	12	1	3	0	1	21
24	Williams, Ryan	c	5-7	0-0	0-3	0	5	5	2	10	2	1	0	1	24
14	Demas, Jamarlus	g	4-6	0-2	0-1	0	1	1	3	8	0	3	0	1	17
20	Gotcher, Toddrick	g	8-10	2-2	3-4	2	6	8	3	21	3	4	0	3	26
22	Jones, Chris	g	6-12	0-1	9-10	0	6	6	2	21	4	4	3	7	32
01	Eguavoen, Samuel		1-1	0-0	0-0	2	0	2	2	2	0	3	0	0	6
10	Karnes, Jordan		0-0	0-0	0-0	0	1	1	0	0	0	0	0	0	0+
21	Ottih, Derek		0-0	0-0	0-0	0	0	0	0	0	0	0	0	0	1
30	Esdelle-Blackburn, S		1-5	0-2	1-3	2	1	3	2	3	3	1	0	1	11
32	Lipsey, Bryan		1-2	1-2	7-8	0	0	0	2	10	0	1	0	1	16
33	Hobdy, Brandon		0-2	0-0	0-0	0	0	0	1	0	1	1	0	0	6
	TEAM					1		1							
	Totals		31-51	3-9	22-31	9	24	33	21	87	14	21	3	15	160
TOTAL FG%	1st Half:	16-29	55.2%	2nd Half:	15-22	68.2%	Game:	60.8%	DEADB						
3-Pt. FG%	1st Half:	2-4	50.0%	2nd Half:	1-5	20.0%	Game:	33.3%	REBS						
F Throw %	1st Half:	4-5	80.0%	2nd Half:	18-26	69.2%	Game:	71.0%	4, 3						

HOME TEAM: San Antonio Wagner 78 (38-2)

#	Player Name	PO	TOT			REBOUNDS			PF	TP	A	TO	BLK	S	MIN
			FG-FGA	3-PT FG-FGA	FT-FTA	OF	DE	TOT							
30	Roberson, Andre	f	4-10	0-1	0-0	4	4	8	5	8	0	2	3	2	24
32	Himes, Donte	f	0-1	0-0	0-0	0	1	1	0	0	0	1	0	1	7
15	Buchanon, James	g	1-2	0-0	1-1	0	2	2	4	3	3	0	3	14	14
22	Clarkson, Jordan	g	7-16	1-4	7-10	3	4	7	3	22	1	3	0	2	28
23	Phoenix, Jacorey	g	5-13	2-7	0-0	2	0	2	2	12	1	3	0	2	25
10	Davis, Devonta		4-10	2-8	0-2	1	1	2	3	10	4	3	0	0	19
11	Collins, Tyller		0-1	0-0	0-0	1	0	1	0	0	0	0	0	0	0+
21	Fisher, Jewon		3-5	3-3	0-3	1	0	1	2	9	4	3	0	4	19
40	O'Neal, Demetrius		0-0	0-0	1-2	1	0	1	0	1	0	0	0	0	2
42	Martinez, Trinidad		0-0	0-0	0-0	0	0	0	0	0	0	0	0	0	0+
44	Cotten, Michael		0-0	0-0	0-0	0	0	0	0	0	0	0	0	0	0+
50	Negron, Jose		3-4	0-0	0-0	1	1	2	5	6	0	1	0	1	8
24	Hill, Devante		2-6	1-4	2-4	1	1	2	2	7	0	3	0	0	14
	TEAM					3	1	4							
	Totals		29-68	9-28	11-22	18	15	33	26	78	13	22	3	15	160
TOTAL FG%	1st Half:	13-29	44.8%	2nd Half:	16-39	41.0%	Game:	42.6%	DEADB						
3-Pt. FG%	1st Half:	5-14	35.7%	2nd Half:	4-14	28.6%	Game:	32.1%	REBS						
F Throw %	1st Half:	5-9	55.6%	2nd Half:	6-13	46.2%	Game:	50.0%	5, 1						

Officials: Larry Johnson, Julius Clebourne, Bill Carey  
Score by Periods: 1st 12, 2nd 26, 3rd 20, 4th 29, Total 87  
San Antonio Wagner 23, 12, 27, 16, 78  
Technical fouls: none  
Attendance: 7,263

Points in the paint- Lakeview Centennial 54, SA Wagner 37. Points off turnovers- Lakeview Centennial 26, SA Wagner 19.  
2nd chance points- Lakeview Centennial 11, SA Wagner 16. Fast break points- Lakeview Centennial 31, SA Wagner 22.  
Bench points- Lakeview Centennial 15, SA Wagner 33. Score tied 7 times. Lead changed-9 times.  
Last FG- Lakeview Centennial 4th-03:19, SA Wagner 4th-00:12.  
Largest lead - Lakeview Centennial by 12 4th-00:28, SA Wagner by 13 1st-02:10.

**Fort Bend Bush vs Lewisville Marcus**

3/12/10, 9:01 p.m. at Frank Erwin Center, Austin, Texas

VISITORS: Fort Bend Bush 45 (34-4)

#	Player Name	PO	TOT			REBOUNDS			PF	TP	A	TO	BLK	S	MIN
			FG-FGA	3-PT FG-FGA	FT-FTA	OF	DE	TOT							
23	Clark, Jordan	f	5-7	0-0	0-2	2	8	10	4	10	3	3	1	1	36
55	Ridley, Cameron	c	4-5	0-0	0-0	2	3	5	4	8	0	1	4	0	30
02	Richardson, Darius	g	8-21	3-11	0-0	0	3	3	2	19	0	3	0	0	36
05	Gatlin, DeMarcus	g	0-4	0-2	2-2	2	2	4	3	2	3	0	0	1	31
10	Courtney, Travis	g	0-3	0-1	0-0	0	3	3	0	0	1	0	0	0	23
03	Davis, Rodshard		1-3	0-2	2-2	0	0	0	0	4	0	1	0	1	18
45	Clayton, Nate		1-1	0-0	0-0	0	0	0	0	2	0	0	0	0	6
	TEAM						3	3							
	Totals		19-44	3-16	4-6	6	22	28	13	45	7	8	5	3	180
TOTAL FG%	1st Half:	10-23	43.5%	2nd Half:	8-18	44.4%	OT:	1-3	33.3%	Game:	43.2%	DEADB			
3-Pt. FG%	1st Half:	3-9	33.3%	2nd Half:	0-5	0.0%	OT:	0-2	0.0%	Game:	18.8%	REBS			
F Throw %	1st Half:	0-0	0.0%	2nd Half:	2-4	50.0%	OT:	2-2	100%	Game:	66.7%	2			

HOME TEAM: Lewisville Marcus 43 (37-3)

#	Player Name	PO	TOT			REBOUNDS			PF	TP	A	TO	BLK	S	MIN
			FG-FGA	3-PT FG-FGA	FT-FTA	OF	DE	TOT							
03	Smart, Marcus	f	5-15	1-6	3-6	4	11	15	3	14	7	4	1	2	36
41	Needs, Cory	c	2-6	0-0	0-0	2	1	3	1	4	0	0	0	1	33
10	Forte, Phil	g	7-11	6-7	0-0	0	2	2	1	20	0	1	0	0	35
11	Luckey, A.J.	g	0-8	0-1	0-0	3	1	4	0	0	0	2	1	0	23
33	Semien, Jason	g	1-5	0-0	1-2	0	1	1	2	3	3	0	0	0	34
04	Netsch, Tom		0-0	0-0	0-0	0	0	0	4	0	0	0	0	0	12
12	Bianco, Austin		0-0	0-0	0-0	0	0	0	0	0	0	0	0	0	2
24	Ledford, Matt		0-0	0-0	0-0	0	0	0	0	0	0	0	0	0	2
25	Holden, Jake		1-1	0-0	0-0	0	0	0	0	2	1	0	0	0	2
34	Backus, David		0-0	0-0	0-0	0	0	0	0	0	0	0	0	0	1
	TEAM					1	1	2							
	Totals		16-46	7-14	4-8	10	17	27	11	43	11	7	2	3	180
TOTAL FG%	1st Half:	7-25	28.0%	2nd Half:	9-21	42.9%	OT:	0-0	0.0%	Game:	34.8%	DEADB			
3-Pt. FG%	1st Half:	3-7	42.9%	2nd Half:	4-7	57.1%	OT:	0-0	0.0%	Game:	50.0%	REBS			
F Throw %	1st Half:	2-4	50.0%	2nd Half:	0-0	0.0%	OT:	2-4	50.0%	Game:	50.0%	2, 2			

Officials: Earl Stinnett, Paul Sims, Jerry Goolsby  
Score by Periods: 1st 7, 2nd 16, 3rd 10, 4th 8, OT 4, Total 45  
Fort Bend Bush 7, 16, 9, 13, 2, 43  
Lewisville Marcus 12, 7, 9, 13, 2, 43  
Technical fouls: none  
Attendance: 10,153


Points in the paint- Ft Bend Bush 20, Lewisville Marcus 16. Points off turnovers- Ft Bend Bush 10, Lewisville Marcus 7.  
2nd chance points- Ft Bend Bush 8, Lewisville Marcus 8. Fast break points- Ft Bend Bush 12, Lewisville Marcus 10.  
Bench points- Ft Bend Bush 6, Lewisville Marcus 2. Score tied-5 times. Lead changed-6 times.  
Last FG- Ft Bend Bush OT-01:28, Lewisville Marcus 4th-03:14.  
Largest lead - Ft Bend Bush by 12 3rd-01:39, Lewisville Marcus by 7 1st-00:52.

ACADEMICS

MUSIC

ATHLETICS

# 2010 Boys' Basketball Conference 5A



# Girls Cross Country 1A



The conference 1A girls state champion Gruver cross country team.

## State Championship Results

### Teams

1. Gruver, 83
2. Sunray, 86
3. Seymour, 95
4. Hamlin, 123
5. Sundown, 139
6. Guthrie, 147
7. Lindsay, 148
8. Brackettville Brackett, 184
9. Mason, 191
10. Zavalla, 231

### Individual

1. Laurie Byrd, Round Top-Carmine, 11:29.08;
2. Taylor Sparks, Wheeler, 11:54.83;
3. Kelsey Bruce, Brackettville Brackett, 11:57.23;
4. Melissa Velazco, Shamrock, 12:00.39;
5. Kelsey Hermes, Lindsay, 12:00.51;
6. Jaylen Rodgers, Hamlin, 12:12.38;
7. Katie Gibson, Gruver, 12:20.65;
8. Haley Sparks, Wheeler, 12:23.70;
9. Jacky Villarreal, Hamlin, 12:24.96;
10. Angela Vasquez, Sunray, 12:27.47;
11. Allie Staub, Slidell, 12:29.58;
12. Julia Holub, Seymour, 12:30.19;
13. Sloan Kyra, Guthrie, 12:31.76;
14. Amanda McCoy, Comstock, 12:32.80;
15. Sofia Ramos, Bryson, 12:33.00;
16. Amber Libhart,

17. Emily Hellman, Muenster, 12:40.16;
18. Madison Hicks, Sunray, 12:40.40;
19. Madison McLain, Gruver, 12:41.15;
20. Shelley Gibson, Gruver, 12:41.66;
21. Kaley Green, Sunray, 12:47.88;
22. Sarah Holden, Hamlin, 12:48.94;
23. MacEy Siegert, Seymour, 12:49.17;
24. Maggy Villarreal, Sundown, 12:49.66;
25. Sara Dugat, Zavalla, 12:50.10;
26. Katie Jones, Guthrie, 12:53.17;
27. Jana Taylor, Sidney, 12:57.09;
28. Dana Schumacher, Era, 12:59.49;
29. Mattie Yanke, Gruver, 12:59.82;
30. Kaitlyn Rossa, Italy, 12:59.96;
31. Megan Caillier, Lindsay, 13:00.89;
32. Authumn Edwards, Sundown, 13:01.15;
33. April Villarreal, Sundown, 13:02.35;
34. Tayler Barrington, Seymour, 13:03.80;
35. Hillary Bibb, Mason, 13:04.80;
36. Whitney Browning, Seymour, 13:05.59;
37. Kelce Smajstrla, Seymour, 13:06.28;
38. Brittany Cox,

39. Bianca Cruz, Brackettville Brackett, 13:07.72;
40. Mandy Stevenson, Hamlin, 13:16.39;
41. Faith Trevino, Sunray, 13:18.26;
42. Mayra Trejo, Sunray, 13:18.33;
43. Kate Weger, Saint Jo, 13:18.77;
44. Ashley Rhodes, Wortham, 13:18.87;
45. Jacie Rychlik, Mason, 13:20.94;
46. Shana Thompson, Douglass, 13:21.14;
47. Crystal Herrera, Sundown, 13:23.14;
48. Brandy Santleben, Knippa, 13:23.35;
49. Erika Jordy, Zavalla, 13:24.68;
50. Abigahil Sandoval, Guthrie, 13:24.72;
51. Shayla Estes, Mason, 13:29.34;
52. Haley Hale, Brackettville Brackett, 13:30.02;
53. Megan Holt, Lindsay, 13:30.53;
54. Kelly Wier, Guthrie, 13:32.85;
55. Angelica Valverde, Gruver, 13:32.91;
56. Alexandra Maldonado, La Pryor, 13:33.02;
57. Miriam Mendoza, Sunray, 13:33.85;
58. Kathryn Cook, Cushing, 13:36.15;
59. Sadee Smith,

- Era, 13:36.41;
60. Kaitlyn Cavness, Mason, 13:37.37;
61. Jordan Fleitman, Lindsay, 13:39.01;
62. Shirley Hess, Lindsay, 13:39.98;
63. Amanda Weaver, Center Point, 13:42.00;
64. Daniela Luciano, Gruver, 13:44.63;
65. Sahara Rodriguez, Brackettville Brackett, 13:45.71;
66. Bethani Eberhart, Lindsay, 13:46.24;
67. Carissa Terry, Sundown, 13:47.71;
68. Lottie Elliott, Guthrie, 13:47.90;
69. Diamond Arispe, Rocksprings, 13:48.40;
70. Carlee Black, Era, 13:50.74;
71. Makenzie Crane, Gruver, 13:51.38;
72. Loryn Lyon, Sundown, 13:54.99;
73. Sadie Tarver, Guthrie, 13:55.78;
74. Kristin Boulware, Zavalla, 13:57.45;
75. Kaitlain Link, Cushing, 13:57.75;
76. Aubrey Laurent, Cushing, 14:00.03;
77. Yolanda Gonzales, Mason, 14:01.14;
78. Kajal Patel, Cushing, 14:04.19;
79. Brittany Reppond, Zavalla, 14:05.80;
80. Jessica Block,

- Lindsay, 14:05.95;
81. Brittany Wilson, Era, 14:07.65;
82. Katelin Reed, Guthrie, 14:07.84;
83. Leah Doughty, Era, 14:08.49;
84. Yvette Vazquez, Sunray, 14:13.98;
85. Jacy Steelman, Era, 14:14.14;
86. Shelby Kay Lee, Zavalla, 14:15.94;
87. Chelsea Roebuck, Zavalla, 14:19.11;
88. Cheree Kiser, Era, 14:24.32;
89. Kaylie Walker, Seymour, 14:28.02;
90. Roxanne Bryan, Guthrie, 14:30.41;
91. Amanda Murdock, Cushing, 14:35.04;
92. Marissa Villareal, Brackettville Brackett, 14:35.63;
93. Monica Turner, Hamlin, 14:51.17;
94. Erica Villanueva, Brackettville Brackett, 14:53.78;
95. Kayla Lites, Sundown, 15:01.03;
96. Alisha Patel, Hamlin, 15:08.24;
97. Cheyenne Smith, Brackettville Brackett, 15:15.63;
98. Chelsea Rodgers, Hamlin, 15:17.84;
99. Danielle Siegert, Seymour, 15:22.30;
100. Meghan Bass, Crosbyton, 15:45.30.

# Girls Cross Country 2A



The conference 2A girls state champion Spearman cross country team.

## State Championship Results

### Teams

1. Spearman, 51
2. Brock, 87
3. East Bernard, 89
4. Shallowater, 138
5. Maypearl, 158
6. Ballinger, 160
7. Geronimo Navarro, 171
8. White Oak, 176
9. Mount Pleasant Chapel Hill, 191
10. Rogers, 221

### Individuals

1. Kamy Cole, Brock, 11:40.69;
2. Emily Koenig, Little River Academy, 11:54.14;
3. Savanna Day, Tuscola Jim Ned, 11:58.52;
4. Tylo Farrar, Spearman, 12:04.60;
5. Sara Cuba, Holliday, 12:06.71;
6. Amanda Walters, East Bernard, 12:13.41;
7. Suttan Garnett, Spearman, 12:14.75;
8. Courtney Haass, Geronimo Navarro, 12:18.15;
9. Callie Padgett, Centerville, 12:18.22;
10. Kelsey Merritt, East Bernard, 12:18.86;
11. Kelsey Abbott, Lago Vista, 12:18.94;
12. Taylor Felderhoff, Valley View, 12:23.61;
13. Kenzi Callaway, Shallowater, 12:28.00;
14. Lauren Bedrich, Rogers, 12:31.17;
15. Sarah Crawford, Tuscola Jim Ned, 12:32.69;
16. Christy Acevedo,

17. Gately Garnett, Spearman, 12:35.96;
18. Sarah Snider, Spearman, 12:36.22;
19. Robin Garcez, Karnes City, 12:36.64;
20. Payton Shoush, Brock, 12:37.91;
21. Robin Beckham, Diana New Diana, 12:37.91;
22. Morgan Lewis, Holliday, 12:40.02;
23. Rashaee Skillern, Alpine, 12:40.56;
24. Alyssa Fields, Alpine, 12:41.81;
25. Celeste Meyer, Florence, 12:42.79;
26. Jessica McNew, White Oak, 12:43.40;
27. Nancy Juarez, Jarrell, 12:44.00;
28. Alex Wilson, Maypearl, 12:44.35;
29. Megan Merrill, Mount Pleasant Chapel Hill, 12:44.62;
30. Kambrie Shoush, Brock, 12:46.19;
31. Abbey Multer, Ballinger, 12:47.19;
32. Katherine Esquivel, Ballinger, 12:47.88;
33. Madelyn Tounget, Ballinger, 12:48.51;
34. Morgan Reed, Callisburg, 12:48.91;
35. Courtney High, Vanderbilt Industrial, 12:48.96;
36. Lorrie Prewitt, Maypearl, 12:49.63;
37. Bailey Barksdale, Brock, 12:50.75;
38. Kirsti Degelia, Krum, 12:51.97;
39. Taylor Neal,

40. Katie Mark, Boyd, 12:54.38;
41. Jordan Ward, Alvord, 12:56.89;
42. Leanna Espinosa, Spearman, 13:00.26;
43. Sydney Hamm, White Oak, 13:00.93;
44. Sara Warren, Shallowater, 13:01.57;
45. Jessica Prewitt, Maypearl, 13:02.64;
46. Leah Schumaacher, Mount Pleasant Chapel Hill, 13:03.11;
47. Mayelisa Gasca, Geronimo Navarro, 13:04.98;
48. Jessica Mendoza, Rogers, 13:07.87;
49. Brittany Hall, Shallowater, 13:08.37;
50. Courtney McShane, Nacogdoches Central Heights, 13:08.65;
51. Kayla Tovar, East Bernard, 13:09.17;
52. Alayna Spiers, Geronimo Navarro, 13:09.22;
53. Kenzie Martin, Hughes Springs, 13:09.92;
54. Burton Haley, Shallowater, 13:10.60;
55. Savannah Fisher, Brock, 13:10.75;
56. Janet Neito, Mount Pleasant Chapel Hill, 13:12.01;
57. Brienne Mathews, White Oak, 13:12.25;
58. Sierra Williams, Geronimo Navarro, 13:14.29;
59. Dejernel Jordan, San Augustine, 13:15.67;
60. Katherine Bennett, Redwater, 13:16.57;
61. Kristen Gertson, East Bernard, 13:18.44;

62. Rebecca Spruell, Shallowater, 13:18.83;
63. Paige Maly, White Oak, 13:20.56;
64. Metzli Rivera, Houston Yes Prep SE, 13:21.37;
65. Shelby Hanna, Spearman, 13:22.53;
66. Chelsey Steele, Alvord, 13:23.77;
67. Tiffany Brown, Diana New Diana, 13:24.49;
68. Megan Kovar, East Bernard, 13:25.16;
69. Malory Martin, Spearman, 13:27.84;
70. Bailee Gibson, Maypearl, 13:27.98;
71. Shelbi Roberson, Maypearl, 13:30.05;
72. Shayann Matschek, Ballinger, 13:30.73;
73. Kylie Ducat, Brock, 13:32.37;
74. Rebecca Evans, Alvord, 13:33.10;
75. Ashley Musgrave, Alvord, 13:33.50;
76. Megan Kennedy, Rogers, 13:33.68;
77. Samantha Gonzales, Ballinger, 13:34.53;
78. Hannah Stevens, Mount Pleasant Chapel Hill, 13:34.61;
79. Sandra Netro, Mount Pleasant Chapel Hill, 13:35.32;
80. McKenzie Matschek, Ballinger, 13:39.71;
81. Sarah Westbrook, Diana New Diana, 13:44.28;
82. Shandee Lynn, White Oak, 13:44.67;
83. Jacie Grygar, Rogers, 13:50.09;
84. Lauren Berry, White Oak, 13:51.81;
85. Madison Lynch,

86. Carley King, Alvord, 13:57.19;
87. Lachelle Butcher, Shallowater, 13:58.10;
88. Preslie Flemins, Maypearl, 13:58.84;
89. Carly Colville, Geronimo Navarro, 14:01.78;
90. Sawyer Merida, Alvord, 14:15.32;
91. Erica Johnson, Diana New Diana, 14:10.45;
92. Kimberly Ledbetter, Mount Pleasant Chapel Hill, 14:15.32;
93. Andrea Campos, Rogers, 14:22.11;
94. Jordan Kalina, Ballinger, 14:24.78;
95. Kylee Smith, Shallowater, 14:27.03;
96. Caly Rangel, Brock, 14:27.30;
97. Niki Billarrial, Diana New Diana, 14:27.46;
98. Elizabeth Horne, White Oak, 14:29.36;
99. Lauren Hlavinka, East Bernard, 14:31.48;
100. Taylor Quiros, Geronimo Navarro, 14:39.03;
101. Brittany Coots, Rogers, 14:41.72;
102. Taylor Godino, Rogers, 14:42.21;
103. Courtney Gaddis, Mount Pleasant Chapel Hill, 14:46.34;
104. Peyton Flemins, Maypearl, 15:05.09;
105. Keona Brooks, Diana New Diana, 15:06.17;
106. Kierra Henry, Geronimo Navarro, 15:40.24;
107. Oliva Carpenter, Diana New Diana, 17:14.24.

# Girls Cross Country 3A



The conference 3A girls state champion Decatur cross country team.

## State Championship Results

### Teams

1. Decatur, 57
2. Lucas Lovejoy, 130
3. Argyle, 130
4. Clint, 131
5. Luling, 134
6. Leander Rouse, 159
7. Zapata, 166
8. Palestine, 170
9. Sanger, 182
10. Waco Connally, 199

### Individuals

1. Colbea Harris, Argyle, 11:34.44; 2. Taeler Marshall, Huffman Hargrave, 11:46.68; 3. Maira Salinas, Luling, 11:48.25; 4. Katie Ruhala, Lucas Lovejoy, 11:51.93; 5. Susie Kemper, Liberty Hill, 11:57.49; 6. Amber Moore, Longview Spring Hill, 12:03.98; 7. Hanna Galloway, Decatur, 12:06.73; 8. Brittany Adams, Fort Worth Castleberry, 12:08.45; 9. Irma-Yanet Duarte, Fairfield, 12:11.13; 10. Natalie Neighbors, Decatur, 12:11.91; 11. Zuleima Palomo, Decatur, 12:14.87; 12. Cashlee Rayas, Clint, 12:15.99; 13. Allea Harris, Argyle, 12:17.46; 14. Janel Campbell, Ingram Moore, 12:17.79; 15. Clarissa Hernandez, La Feria, 12:18.81; 16. Talea Turner, Waco Connally, 12:19.40; 17. Sarah Rayas, Clint,

18. Cindy Rangel, Paris North Lamar, 12:23.63; 19. Bethany Hale, Iowa Park, 12:23.98; 20. Heather Sterling, Canton, 12:24.34; 21. Jessica Franklin, Bridge City, 12:24.55; 22. Marlena Garcia, Zapata, 12:25.68; 23. Kortney Ceballos, Sanger, 12:26.09; 24. Nicole Kastens, Leander Rouse, 12:27.08; 25. Alexis Torres, Bandera, 12:27.11; 26. Bianca Morrison, Decatur, 12:27.34; 27. Gretta Smith, Austin Vandegrift, 12:27.94; 28. Leeann Cardona, Levelland, 12:28.56; 29. Marissa Naab, Leander Rouse, 12:30.12; 30. Briana Villarreal, La Feria, 12:31.66; 31. Jenna Locklear, Lucas Lovejoy, 12:32.02; 32. Kayla Castillo, Fredericksburg, 12:32.19; 33. Leslie Blevins, Longview Spring Hill, 12:32.73; 34. Sierra Zielke, Canton, 12:34.57; 35. Maria Aguayo, Gonzales, 12:35.24; 36. Kailea Hull, Palestine, 12:35.45; 37. Carly Glass, Luling, 12:36.12; 38. Kati Barnett, Luling, 2:36.42; 39. Jaycee Kuykendoll, Luling, 12:37.86; 40.

- Lauren Casares, Waco Connally, 12:39.70; 41. Alena Spescia, Perryton, 12:42.76; 42. Alisia Pena, Cameron Yoe, 12:44.49; 43. Terenika Farris, Palestine, 12:44.81; 44. Michelle Garcia, Zapata, 12:45.86; 45. Darby Hargrove, Argyle, 12:46.68; 46. Eryn Barosso, Wimberley, 12:46.86; 47. Veronica Torres, Decatur, 12:48.87; 48. Heather Delgado, Clint, 12:50.54; 49. Ashley Gonzalez, Argyle, 12:51.32; 50. Alex Monroe, Lucas Lovejoy, 12:51.33; 51. Julieta Esquivel, Kaufman, 12:52.09; 52. Missy Hebert, Lufkin Hudson, 12:52.57; 53. Allie Millican, Sanger, 12:53.00; 54. Melissa McCurdy, Sanger, 12:55.04; 55. Melissa Martinez, Zapata, 12:55.21; 56. Jeannette Mireles, Lufkin Hudson, 12:55.87; 57. Itati Contreras, Clint, 12:56.14; 58. Sara Bates, Palestine, 12:57.53; 59. Martiza Garcia, Zapata, 13:00.20; 60. Kensy Berry, Lucas Lovejoy, 13:02.41; 61. Marissa Pekarek, Lucas Lovejoy, 13:02.43; 62. Poulis Alejandra, Leander Rouse, 13:02.80; 63. Tania Guitz, Palestine,

- 13:03.34; 64. Adriana Reyes, Leander Rouse, 13:04.55; 65. Martha Bustamante, Cameron Yoe, 13:07.57; 66. Erin Moore, Lufkin Hudson, 13:07.57; 67. McKylie Calligan, Leander Rouse, 13:09.34; 68. Rebecca Roose, Decatur, 13:09.91; 69. Andrea Casares, Waco Connally, 13:14.07; 70. Nidia Umanzor, Palestine, 13:15.49; 71. Brandee Garner, Clint, 13:15.83; 72. Lyndi Stucky, Sanger, 13:17.09; 73. Melissa Reyes, Clint, 13:17.12; 74. Amri Casteneda, Leander Rouse, 13:21.32; 75. Briana Atkinson, La Feria, 13:25.99; 76. Monica Verdin, Sanger, 13:30.20; 77. Leisa Williams, Waco Connally, 13:30.91; 78. Elizabeth Gienger, Lucas Lovejoy, 13:31.24; 79. Gloria Jauregui, Zapata, 13:31.90; 80. Kristina Garcia, Zapata, 13:32.43; 81. Emily Spivey, Lufkin Hudson, 13:34.63; 82. Mari Vazquez, Clint, 13:34.66; 83. Alyssa Amirault, Leander Rouse, 13:35.21; 84. Dehani Garza, La Feria, 13:35.60; 85. Melanie Fuentes, Lufkin Hudson, 13:36.88; 86. Lauren Bittle, Waco

- Connally, 13:39.31; 87. Samantha Loredo, La Feria, 13:40.55; 88. Leslie Gonzalez, Argyle, 13:40.73; 89. Haley Cain, Sanger, 13:41.18; 90. Jessica Garcia, Palestine, 13:43.05; 91. Haley Stransky, Needville, 13:43.28; 92. Celine Valverde, Luling, 13:45.59; 93. Joanna Reygozo, La Feria, 13:48.88; 94. Leah Gravely, Argyle, 13:50.21; 95. Katie Webb, Palestine, 14:01.13; 96. Lily Rodriguez, La Feria, 14:09.30; 97. Madison Pevehouse, Cameron Yoe, 14:14.20; 98. Allison Faircloth, Sanger, 14:16.62; 99. Alba Jasso, Zapata, 14:19.37; 100. Victoria Padron, Waco Connally, 14:20.11; 101. MacKenzie Miller, Lucas Lovejoy, 14:38.00; 102. Sutton Young, Decatur, 14:38.12; 103. Nikki McAdams, Waco Connally, 14:38.18; 104. Shannon Farmer, Lufkin Hudson, 14:40.24; 105. Maria Castillo, Luling, 14:43.64; 106. Courtney Gray, Lufkin Hudson, 14:49.73; 107. Laura Rothstein, Luling, 15:26.49.

# Girls Cross Country 4A



The conference 4A girls state champion Humble Kingwood Park cross country team.

## State Championship Results

### Team

1. Humble Kingwood Park, 45
2. Dallas Highland Park, 83
3. Fort Worth Boswell, 90
4. Magnolia West, 119
5. Canyon, 127
6. Frisco, 202
7. Boerne Champion, 205
8. Gregory-Portland, 214
9. Hereford, 215
10. McKinney, 237

### Individuals

1. Maggie Escobar, Fort Worth Boswell, 11:14.78; 2. Cali Roper, Willis, 11:16.48; 3. Zahri Jackson, Humble Kingwood Park, 11:24.72; 4. Nicole Aponte, Humble Kingwood Park, 11:26.33; 5. Meghan Shea, McKinney, 11:29.62; 6. Carly Kitts, Midlothian, 11:31.28; 7. Kaitlyn Boucher, Humble Kingwood Park, 11:31.45; 8. Sara Sutherland, Dallas Highland Park, 11:35.75; 9. Arin Rice, Canyon, 11:38.05; 10. Maddie Zimmerman, Frisco Wakeland, 11:39.15; 11. Emily Perez, La Joya Juarez-Lincoln, 11:40.07; 12. Jenna Read, Dallas Highland Park, 11:40.39; 13. Karlee Kleiber, Canyon Randall, 11:40.53; 14. Alyssa Diaz, Hereford, 11:43.83; 15. Megan Siebert,

- Richardson Pearce, 11:45.18; 16. Kristyn Williams, Mansfield Timberview, 11:45.39; 17. Grace Fletcher, Humble Kingwood Park, 11:46.63; 18. Mary Beth Hamilton, Dallas Highland Park, 11:48.94; 19. Caitlin Gilmore, Canyon, 11:49.45; 20. Alexis Mason, McKinney North, 11:53.27; 21. Lanna Davis, Longview Pine Tree, 11:53.46; 22. Katlyn Savage, Boerne Champion, 11:56.02; 23. Rachel Melton, Magnolia West, 11:56.87; 24. Elyssa Garza, Richmond Foster, 11:58.04; 25. Ana Moreno, Magnolia West, 12:00.61; 26. Leslie Burmmett, Canyon, 12:02.92; 27. Regina Germaine, Fort Worth Boswell, 12:05.07; 28. Kaitlyn Williams, Mansfield Timberview, 12:06.76; 29. Alexandra Alvizo, New Braunfels Canyon, 12:07.27; 30. Tina Pratt, Magnolia West, 12:08.40; 31. Kerri Matulis, Frisco, 12:10.08; 32. Cassandra Rosas, Fort Worth Boswell, 12:10.50; 33. Jennifer Atkinson, Fort Worth Boswell, 12:12.02; 34. Kristen Matulis, Frisco, 12:13.90; 35. Shelby Pesek, Corpus Christi Calallen, 12:14.76; 36. Janiece Bernard, Humble Kingwood Park, 12:16.27; 37. Theresa Torres, El Paso

- Jefferson, 12:16.55; 38. Bronwyn Boswell, Frisco Centennial, 12:18.61; 39. Alex Osinga, Fort Worth Boswell, 12:19.74; 40. Carolyn McClanahan, Gregory-Portland, 12:20.41; 41. Lindsey West, Dallas Highland Park, 12:22.80; 42. Kate Corcoran, Boerne Champion, 12:23.64; 43. Madeline Crank, Dallas Highland Park, 12:25.32; 44. Courtney Langdon, Gregory-Portland, 12:25.57; 45. Megan Cline, Dallas Highland Park, 12:25.74; 46. Karissa Miller, Magnolia West, 12:26.38; 47. Kelly Nahoolewa, Fort Worth Boswell, 12:27.97; 48. Maddie Weakley, Dallas Highland Park, 12:29.68; 49. Elizabeth Hinchley, Magnolia West, 12:31.01; 50. Bailey Breed, Magnolia West, 12:32.54; 51. Kasey Alphin, Corpus Christi Tuloso-Midway, 12:34.74; 52. Ashtin Caddell, New Braunfels Canyon, 12:35.64; 53. Sonia Vasquez, Clint Horizon, 12:35.83; 54. Lindsey Frost, Gregory-Portland, 12:36.65; 55. Connie Lidiak, Kerrville Tivy, 12:36.74; 56. Maeghen Wedgeworth, Gregory-Portland, 12:36.97; 57. Michelle Jones, Castroville Medina Valley, 12:38.75; 58. Ana Lopez, Hereford, 12:39.99; 59. Lindsy Calyton, Boerne

- Champion, 12:40.09; 60. Courtney Ragle, Fort Worth Boswell, 12:40.13; 61. Tori Newton, McKinney, 12:40.62; 62. C.j. Frizzell, Canyon, 12:40.63; 63. Kimberely Davis, Canyon, 12:41.58; 64. Gemma Steel, Frisco, 12:43.29; 65. Janelle Brown, Hereford, 12:43.94; 66. Kira Dhmart, Richmond Foster, 12:46.58; 67. Kateland Maddox, Canyon, 12:49.30; 68. Landa Dowdy, New Braunfels Canyon, 12:52.07; 69. Erin McQuillan, Magnolia West, 12:52.54; 70. Megan Marquez, Hereford, 12:52.63; 71. Chrissy Newman, Frisco, 12:53.16; 72. Candace Herrera, Canyon, 12:54.39; 73. Lauren James, Frisco, 12:55.31; 74. Meredith Duncan, Richmond Foster, 12:56.11; 75. Jessica Rodriguez, Frisco, 12:56.55; 76. Gabbie Nolan, Boerne Champion, 12:58.28; 77. Tara Woolheater, McKinney, 12:58.98; 78. Devon Maguire, McKinney, 13:01.08; 79. Jordan Anderson, Boerne Champion, 13:07.18; 80. Hilary Lumpkins, Boerne Champion, 13:07.33; 81. Karissa Kinsey, Hereford, 13:09.06; 82. Hagan Hoppess, Frisco, 13:10.82; 83.

- Destilynn Lindberg, Humble Kingwood Park, 13:16.49; 84. Celeste Enriquez, Hereford, 13:17.59; 85. Laurel Newton, McKinney, 13:17.88; 86. Trudie Bruno, Richmond Foster, 13:18.07; 87. Mara Vernier, McKinney, 13:23.36; 88. Mariam Amadu, Humble Kingwood Park, 13:23.93; 89. Amber Foskey, Richmond Foster, 13:25.33; 90. Paige Grandjean, Boerne Champion, 13:25.42; 91. Mariah Kilgore, New Braunfels Canyon, 13:26.59; 92. Kryssalee Saucedo, Hereford, 13:35.32; 93. Kalisha Walters, McKinney, 13:38.30; 94. Molly Sarchet, Gregory-Portland, 13:42.84; 95. Brittany Carter, New Braunfels Canyon, 13:49.83; 96. Sydney Christention, New Braunfels Canyon, 13:57.12; 97. Rachel Flores, New Braunfels Canyon, 14:04.23; 98. Hannah Rector, Richmond Foster, 14:12.97; 99. Katherine Teinert, Gregory-Portland, 14:24.84; 100. Ashley Hinojosa, Gregory-Portland, 14:52.99; 101. Charlea Marler, Richmond Foster, 14:58.52.



# Girls Cross Country 5A



The conference 5A girls state champion Humble Kingwood cross country team.

## State Championship Results

### Team

1. Humble Kingwood, 55
2. Conroe Woodlands College Park, 85
3. Southlake Carroll, 102
4. Conroe The Woodlands, 110
5. Houston Cypress Fairbanks, 112
6. Coppell, 129
7. Houston Clear Lake, 159
8. Lewisville Flower Mound, 184
9. Katy Seven Lakes, 239
10. Corpus Christi Carroll, 268

### Individuals

1. Sarah Andrews, Conroe The Woodlands, 10:45.09;
2. Rachel Johnson, Plano, 10:48.65;
3. Amanda Russell, Cedar Park Vista Ridge, 10:58.25;
4. Nielson Alyssa, Colleyville Heritage, 11:14.17;
5. Hillary Montgomery, Klein, 11:16.46;
6. Regan Tindell, Belton, 11:21.44;
7. Kim Kirby, Coppell, 11:24.92;
8. Natalie Coday, Lewisville Hebron, 11:26.84;
9. Gabriela Salazar, Pharr-San Juan-Alamo Memorial, 11:29.83;
10. Jessica Harper, Southlake Carroll, 11:31.07;
11. Ashley Flores, Haltom City Haltom, 11:31.87;
12. Rosemary Steup, Humble Kingwood, 11:35.97;
13. Sophie Blake, Humble Kingwood, 11:38.27;
14. Ashley Isham, Cedar Park Vista Ridge, 11:40.87;
15. Jessica Pagano, Katy Cinco Ranch, 11:42.44;
16. Katie Jensen, Conroe

- Woodlands College Park, 11:43.99;
17. Bree Schrader, Conroe Woodlands College Park, 11:46.32;
18. Caitlyn Tait, Tomball, 11:47.51;
19. Chrissy Wassef, Houston Clear Lake, 11:47.98;
20. Katie Boane, Houston Cypress Fairbanks, 11:49.27;
21. Samantha Fish, Los Fresnos, 11:49.46;
22. Catie Daigre, Humble Kingwood, 11:49.49;
23. Faith Banker, Houston Cypress Fairbanks, 11:50.03;
24. Lauren Fritz, Houston Cypress Fairbanks, 11:50.30;
25. Laura Craig, Humble Kingwood, 11:50.45;
26. Rachel Baptista, Austin, 11:52.19;
27. Rachel Murray, Katy Taylor, 11:56.50;
28. Sarah Roe, Southlake Carroll, 11:57.31;
29. Jessie Dean, Houston Clear Lake, 11:57.61;
30. Kaleigh Ervin, Coppell, 11:58.11;
31. Connor Ward, Lewisville Flower Mound, 11:58.43;
32. McKenzie Neal, Conroe Woodlands College Park, 12:00.18;
33. Margo Lyons, Conroe The Woodlands, 12:01.10;
34. Leslie Schilsky, Houston Cypress Creek, 12:02.73;
35. Katy Canavin, Lewisville Marcus, 12:03.38;
36. Kailey Hill, Katy Seven Lakes, 12:03.66;
37. Rachel Harper, Southlake Carroll, 12:05.01;
38. Katie Willard, Conroe The Woodlands, 12:05.26;
39. Katie Campbell, Humble

- Kingwood, 12:05.37;
40. Claire Andrews, Conroe Woodlands College Park, 12:05.84;
41. Audrey Wassef, Houston Clear Lake, 12:06.24;
42. Colleen Murray, Conroe The Woodlands, 12:06.45;
43. Cecilia Gonzalez, Corpus Christi Carroll, 12:06.49;
44. Sarah Fritzsche, San Antonio Churchhill, 12:08.17;
45. Katie Sandfort, Coppell, 12:09.29;
46. Shelby Chapin, Southlake Carroll, 12:10.11;
47. Emily Jensen, Conroe Woodlands College Park, 12:11.16;
48. Kirsten Zeller, Lewisville Flower Mound, 12:12.66;
49. Karen Hunsicker, Houston Cypress Fairbanks, 12:12.82;
50. Alex Vigil, Lewisville Flower Mound, 12:12.99;
51. Rainy Castaneda, Laredo United South, 12:13.57;
52. Candida Chairez, Del Rio, 12:13.69;
53. Paige Youngblood, Southlake Carroll, 12:17.13;
54. Courtney Kriehauser, Southlake Carroll, 12:17.26;
55. Kathryn Steele, Southlake Carroll, 12:19.75;
56. Lauren Hierholzer, San Antonio Johnson, 12:20.00;
57. Natalie Sisk, Coppell, 12:21.22;
58. Connie Dong, Katy Seven Lakes, 12:21.96;
59. Vanessa Galindo, Del Rio, 12:22.81;
60. Maria Segundo, McAllen Rowe, 12:23.09;
61. Abigail Salinas, Mission Sharyland, 12:23.13;
62. Samantha

- Thompson, Conroe The Woodlands, 12:24.14;
63. Alyssa Guzman, Mission Sharyland, 12:24.44;
64. Tania Fabian, Mission Sharyland, 12:24.83;
65. Rebekah Henderson, Coppell, 12:26.27;
66. Anjelica Barrientos, Corpus Christi Carroll, 12:27.46;
67. Kerstin Sheehan, Humble Kingwood, 12:27.69;
68. Grace Kohler, Northside Brandeis, 12:28.24;
69. Katherine Wright, Houston Cypress Fairbanks, 12:28.41;
70. Madeline Livergood, Houston Cypress Fairbanks, 12:29.87;
71. Shelby Hayes, Conroe The Woodlands, 12:31.14;
72. Ashley Waterman, Lewisville Flower Mound, 12:31.43;
73. Kristen Moore, Lewisville Flower Mound, 12:31.87;
74. Laurel Bingman, Conroe Woodlands College Park, 12:33.79;
75. Hannah Garcia, Corpus Christi Carroll, 12:35.60;
76. MacEy Zarnick, Houston Clear Lake, 12:36.26;
77. Julianne Perry, Houston Clear Lake, 12:37.24;
78. Kathryn Racine, Katy Seven Lakes, 12:38.79;
79. Jenna Hernandez, Coppell, 12:40.10;
80. Naomi Mather, Katy Seven Lakes, 12:41.85;
81. Dana Ramstad, Lewisville Flower Mound, 12:43.60;
82. Jenyse Vasquez, Edinburg North, 12:43.73;
83. Haley Culpepper, Houston Cypress

- Fairbanks, 12:43.99;
84. Alyssa Shelton, Coppell, 12:48.57;
85. Hannah Novelli, Conroe The Woodlands, 12:49.03;
86. Sarah Blalock, Katy Seven Lakes, 12:52.62;
87. Taylor Light, Lewisville Flower Mound, 12:54.48;
88. Eileen Vargas, Del Rio, 12:55.65;
89. Brooke Jennings, Houston Clear Lake, 12:55.77;
90. Celeste Neff, Conroe Woodlands College Park, 13:00.84;
91. Shantel Swift, Northside Clark, 13:03.93;
92. Savanna Antley, Mission Sharyland, 13:04.53;
93. Amber Wenzel, Corpus Christi Carroll, 13:07.72;
94. Isela Najjar, Corpus Christi Carroll, 13:10.09;
95. Raquel Quintero, Corpus Christi Carroll, 13:10.69;
96. Adriana Mercado, Mission Sharyland, 13:11.23;
97. Samantha Munderback, Del Rio, 13:11.64;
98. Katlyn Burns, Corpus Christi Carroll, 13:16.79;
99. Andrea Ranta, Katy Seven Lakes, 13:16.94;
100. Melissa Alaniz, Mission Sharyland, 13:22.80;
101. Brooklyn Weathrill, Katy Seven Lakes, 13:24.49;
102. Olivia Dominguez, Del Rio, 13:29.87;
103. Brianna Ortiz, Mission Sharyland, 13:35.28;
104. Annie Garcia, Del Rio, 15:48.06.

# Boys Cross Country 1A



The conference 1A boys state champion Plains cross country team.

## State Championship Results

### Teams

1. Plains, 53
2. Sanderson, 66
3. Boys Ranch, 81
4. Mason, 92
5. Sulphur Springs North Hopkins, 135
6. Priddy, 164
7. Avery, 206
8. Port Aransas, 209
9. Goldthwaite, 210
10. Clyde Eula, 222

### Individuals

1. Travis Roberts, Sanderson, 16:30.63;
2. Jonathan Lira, Plains, 16:46.89;
3. Logan Foster, Slocum, 16:59.78;
4. Jaxon Bean, Plains, 17:00.54;
5. Dylan Doss, Water Valley, 17:03.61;
6. Edwin Gonzalez, Perrin-Whitt, 17:05.25;
7. Taylor Roberts, Sanderson, 17:09.88;
8. Swasey Brown, Boys Ranch, 17:12.74;
9. Sam Rhoades, Priddy, 17:15.53;
10. Carl Hulén, Boys Ranch, 17:23.01;
11. Shawn Stegall, Sanderson, 17:25.40;
12. Tomas Callejas, Mason, 17:29.74;
13. Jose Leon, Alto, 17:32.24;
14. Zach Lechner, Sunray, 17:32.35;
15. Cody White, Hartley, 17:34.38;
16. Frank Hernandez, Sundown, 17:40.71;
17. Cody Bodine, Quanah, 17:46.65;
18. Hunter


- Westbrook, Avery, 17:50.11;
19. Pablo Jasso, Plains, 17:51.25;
20. Ramiro Casas, Mason, 17:55.13;
21. Cameron Courtney, Timpson, 17:57.13;
22. Caleb Williams, Tolar, 17:59.06;
23. Thomas Steward, Mason, 18:00.90;
24. Roberto Granados, Chillicothe, 18:00.96;
25. Robert Reyna, Plains, 18:01.84;
26. Hunter Fair, Hawkins, 18:03.80;
27. Sean English, Boys Ranch, 18:05.32;
28. Christian Kelly, La Marque Shekinah Radiance, 18:07.20;
29. Lorenzo Rivera, Sulphur Springs North Hopkins, 18:10.97;
30. Aaron Kervin, Zavalla, 18:11.37;
31. Brandon Joslin, Sulphur Springs North Hopkins, 18:11.66;
32. Bryan Benedict, Merit Bland, 18:15.66;
33. Ty Ramos, Moulton, 18:18.62;
34. George Villasana, Santa Maria, 18:20.89;
35. Corban Marcantel, Port Aransas, 18:22.84;
36. Austin Roberts, Latexo, 18:23.01;
37. Walker Langstraat, Santo, 18:27.04;
38. Chris Marquez, Sanderson, 18:28.06;
39. Ross Rhoades, Priddy, 18:28.10;
40. Mychal Sainz, Plains, 18:29.20;

41. Emmanuel Segura, Mason, 18:30.88;
42. Stetson Countryman, Boys Ranch, 18:31.55;
43. Travion Henderson, Goodrich, 18:32.36;
44. Dylan Horne, Sulphur Springs North Hopkins, 18:34.45;
45. Marco Muniz, Clyde Eula, 18:35.00;
46. Ivan Tarango, Poolville, 18:36.39;
47. Garrett Wright, Zavalla, 18:36.78;
48. John Schroeder, Bellevue, 18:37.32;
49. George Brown, Boys Ranch, 18:38.13;
50. Ray Brown, Sulphur Springs North Hopkins, 18:38.87;
51. Jack Duffin, Cushing, 18:40.78;
52. Javier Zermeno, Goldthwaite, 18:47.95;
53. Joseph Hopkins, Sanderson, 18:48.24;
54. Austin Henderson, Port Aransas, 18:48.25;
55. Sterling Ford, New Home, 18:48.39;
56. Benjamin Morales, Mason, 18:51.78;
57. Omar Calderon, Plains, 18:52.96;
58. Manuel Lozoya, Goldthwaite, 18:52.96;
59. Blake Randolph, Priddy, 18:54.69;
60. Joe Karm, Poolville, 18:54.99;
61. Jorge Montelngo, Goldthwaite, 19:00.53;
62. Bryor Fanning, Avery, 19:02.07;
- 63.

- Michael Montanez, Hamlin, 19:07.14;
64. Neal Kucinski, Clyde Eula, 19:07.50;
65. Matthew Fries, Port Aransas, 19:10.41;
66. Corey Shinn, Merit Bland, 19:11.31;
67. Lynis Goodman, Priddy, 19:14.31;
68. Dray Debusk, Plains, 19:15.08;
69. Daniel Hernandez, Hermleigh, 19:16.84;
70. Erick Perez, Sulphur Springs North Hopkins, 19:20.56;
71. Austin Adams, Avery, 19:26.38;
72. Matt Salazar, Merit Bland, 19:27.22;
73. Carlos Ruiz, Sulphur Springs North Hopkins, 19:27.86;
74. Stephen Roberts, Avery, 19:33.20;
75. Dylan Florida, Clyde Eula, 19:35.37;
76. Ruben Vaquera, Goldthwaite, 19:38.71;
77. Evan Beasley, Clyde Eula, 19:42.15;
78. Johnny Nichols, Clyde Eula, 19:49.01;
79. Ezra Gonzales, Goldthwaite, 19:54.31;
80. Christian Collins, Port Aransas, 19:57.60;
81. Johnathon McFarland, Priddy, 20:03.79;
82. Zachery Bjork, Mason, 20:05.48;
83. Tyler Gordon, Merit Bland, 20:08.61;
84. Billy Voyles, Boys Ranch, 20:09.37;
85. Nestor

- Angel, Port Aransas, 20:10.68;
86. Alex Lindquist, Boys Ranch, 20:23.28;
87. Brock Giles, Avery, 20:27.15;
88. Blake Crabtree, Clyde Eula, 20:28.56;
89. Tommy Kauffman, Goldthwaite, 20:32.54;
90. Colton Boyd, Sulphur Springs North Hopkins, 20:37.56;
91. Darren Seidel, Sanderson, 20:39.80;
92. Derek Cryer, Zavalla, 20:42.65;
93. Christopher Eggeston, Port Aransas, 20:44.79;
94. Dillon Martin, Port Aransas, 20:48.53;
95. Weston Embry, Priddy, 20:49.17;
96. Seth Peacock, Avery, 20:50.42;
97. Tomas Larios, Merit Bland, 20:59.60;
98. Dakota Villa, Merit Bland, 21:06.18;
99. Chris Oliver, Zavalla, 21:07.66;
100. Logan Randolph, Priddy, 21:10.61;
101. Justin Adams, Clyde Eula, 21:11.03;
102. Adam Havard, Zavalla, 21:18.36;
103. Joseph Havard, Zavalla, 21:19.39;
104. Jansen Rychlik, Mason, 21:20.92;
105. Dylan Fletcher, Zavalla, 21:22.92;
106. Kyle Hunt, Avery, 21:28.00;
107. Chance Barnett, Goldthwaite, 21:31.37.

# Boys Cross Country 2A



The conference 2A boys state champion East Bernard cross country team.

## State Championship Results

### Teams

1. East Bernard, 61
2. Wall, 70
3. Kermit, 119
4. Mount Pleasant Chapel Hill, 120
5. Salado, 125
6. Bruceville-Eddy, 144
7. Brock, 176
8. San Diego, 178
9. Sonora, 212
10. Onalaska, 220

### Individuals

1. Nick Guerra, East Bernard, 16:16.65;
2. Tye Doty, Bruceville-Eddy, 16:31.80;
3. Charles Bale, Kermit, 16:34.03;
4. Dylan Littlejohn, Godley, 16:35.15;
5. Michael Coursey, Millsap, 16:49.62;
6. Sean Motl, Wall, 16:58.06;
7. Randy McClain, Onalaska, 16:58.62;
8. Daniel Garcia, McGregor, 17:00.07;
9. Connor McAtee, Little River Academy, 17:00.79;
10. Rodrigo Netro, Mount Pleasant Chapel Hill, 17:03.00;
11. Cameron Edwards, Irving North Hills, 17:06.53;
12. Jason Mares, Wall, 17:06.69;
13. Edgar Umanzor, Houston Yes Prep SE, 17:09.36;
14. Shawn Gonzales, Wall, 17:09.94;
15. Robert Chavez, Sonora, 17:10.47;
16. Patrick Murray, Salado, 17:11.97;
17. Thomas Garcia, East Bernard,

- 17:15.81;
18. Patrick Pitts, East Bernard, 17:16.98;
19. Zach Daniel, Crane, 17:17.10;
20. Zach Sprague, East Bernard, 17:17.61;
21. Sterling Lepard, Muleshoe, 17:21.19;
22. Mosses Romo, Wallis Brazos, 17:21.33;
23. Matthew Rodriguez, Slaton, 17:22.16;
24. Cochran Matt, Redwater, 17:23.01;
25. Brad Beckham, Diana New Diana, 17:23.63;
26. Lance Labeledelle, Wall, 17:24.32;
27. Nick Escalante, Crane, 17:25.76;
28. Chase Rathke, Crawford, 17:25.80;
29. Greg Bostick, Bruceville-Eddy, 17:26.13;
30. Blake Fancher, Nacogdoches Central Heights, 17:26.28;
31. Nelson Justiss, Bowie, 17:26.38;
32. Cody Campbell, Gunter, 17:28.16;
33. Justin Gonzales, Dilley, 17:28.34;
34. Kevin Marek, Rogers, 17:30.64;
35. Tyler Eargle, Mount Pleasant Chapel Hill, 17:30.92;
36. Peralta Jace, Salado, 17:31.34;
37. Jake Herrington, Troup, 17:35.09;
38. Justin Jones, Winona, 17:38.17;
39. Conner Blanton, Brock, 17:39.02;
40. Joseph Rivas, Littlefield, 17:39.65;
41. Hector Diaz, Kermit, 17:40.46;
42. Ben Knight,

- Corsicana Mildred, 17:42.91;
43. Emmanuel Villafranco, Jarrell, 17:45.19;
44. Benjamin Vasquez, Kermit, 17:46.03;
45. Wesley Aguilar, Mount Pleasant Chapel Hill, 17:46.28;
46. Justin Ibanez, San Diego, 17:46.47;
47. Zeb Thomas, Blooming Grove, 17:48.22;
48. Davis Badger, East Bernard, 17:49.29;
49. Troy Faulkner, Brock, 17:51.79;
50. Nick Huff, Big Sandy Harmony, 17:52.47;
51. Justin Flores, San Diego, 17:53.62;
52. Daniel Fuentes, Bruceville-Eddy, 17:56.54;
53. Cesar Trevino, San Diego, 17:57.36;
54. Quinlin McGregor, Amarillo Highland Park, 17:57.46;
55. Leeroy Garcia, Kermit, 18:00.20;
56. Eric McGregor, Salado, 18:02.35;
57. Edwin Chevez, Mount Pleasant Chapel Hill, 18:04.23;
58. Kelly Clark, Brock, 18:06.43;
59. Jada Kornegay, Salado, 18:08.36;
60. Robert Peirra, Salado, 18:09.87;
61. Brent Beckham, Diana New Diana, 18:11.63;
62. Marcus Estrada, Wall, 18:11.89;
63. Justin Lapierre, Wall, 18:12.82;
64. Reynaldo Trevino, San Diego, 18:12.93;
65. Cody Pena, Sonora, 18:18.30;

66. Reese Bailey, Pilot Point, 18:18.72;
67. Kenton Vincent, Onalaska, 18:21.33;
68. Chris Speaks, Onalaska, 18:21.91;
69. Angel Aguayo, Sonora, 18:26.08;
70. Alex Nunn, Mount Pleasant Chapel Hill, 18:27.30;
71. Mitch Mendoza, Pilot Point, 18:27.68;
72. Michael Orona, Kermit, 18:28.87;
73. Art Castillo, Bruceville-Eddy, 18:30.77;
74. Miles Locke, East Bernard, 18:32.39;
75. Lane Southern, Brock, 18:32.65;
76. Juan Juarez, Mount Pleasant Chapel Hill, 18:33.42;
77. Spencer Godby, Brock, 18:34.34;
78. Zakree Apperson, Bruceville-Eddy, 18:34.76;
79. Esteban Garcia, Sonora, 18:36.68;
80. Hugo Garcia, Bruceville-Eddy, 18:37.81;
81. Mason Rollwitz, Wall, 18:40.39;
82. Max Care, Salado, 18:44.54;
83. Jon Croston, Franklin, 18:45.54;
84. Robert Mehan, Kermit, 18:48.38;
85. David Dorantes, Daingerfield, 18:50.70;
86. Payton Ward, Pilot Point, 19:00.07;
87. Micheal Palko, Pilot Point, 19:00.42;
88. Colton Gardiner, Onalaska, 19:02.30;
89. Lane Duncan, Diana

- New Diana, 19:03.24;
90. Seth Herrera, Bruceville-Eddy, 19:03.79;
91. Joshua Sepulveda, San Diego, 19:04.22;
92. Keith Steel, Brock, 19:04.26;
93. Tyler Dawson, East Bernard, 19:06.52;
94. Juan Cazares, Salado, 19:13.50;
95. Josh Shaw, Pilot Point, 19:16.98;
96. Mario Oliden, Sonora, 19:19.52;
97. Trent Gainey, Kermit, 19:24.03;
98. Patrick Gilbreath, Diana New Diana, 19:31.80;
99. Abel Perez, San Diego, 19:35.53;
100. Garrett Price, Onalaska, 19:35.55;
101. Chase Swann, Mount Pleasant Chapel Hill, 19:35.76;
102. Robert Saenz, San Diego, 19:39.49;
103. Hunter Svane, Pilot Point, 19:40.50;
104. Ryan Sears, Brock, 19:41.38;
105. Garrett Mayeaux, Diana New Diana, 19:43.38;
106. Bailey Pennington, Sonora, 19:47.37;
107. Josh Stricklen, Pilot Point, 19:48.44;
108. Zach Price, Onalaska, 19:50.94;
109. Stefan Ortiz, Sonora, 20:15.85;
110. Damien Goins, Onalaska, 20:21.50;
111. Daniel Brown, Diana New Diana, 20:38.10;
112. Cody Wager, Diana New Diana, 20:53.15.

# Boys Cross Country 3A



The conference 3A boys state champion Argyle cross country team.

## State Championship Results

### Teams

1. Argyle, 87
2. Lucas Lovejoy, 110
3. Lytle, 117
4. Lufkin Hudson, 125
5. Kaufman, 134
6. Burkburnett, 197
7. Progreso, 167
8. Bridge City, 180
9. Burkburnett, 197
10. Luling, 198

### Individuals

1. Brandon Lacy, Lytle, 15:51.14;
2. Adrian Nevarez, Prosper, 15:55.26;
3. Harvinder Singh, Huffman Hargrave, 15:56.68;
4. German Lopez, Kaufman, 16:02.82;
5. Reid Strong, Abilene Wylie, 16:04.78;
6. Jake Roberts, Argyle, 16:05.57;
7. Marcos Vallejo, Llano, 16:09.38;
8. Paul Hansel, Cuero, 16:12.51;
9. Hervey Jake, Lucas Lovejoy, 16:18.95;
10. J.R. Hardy, Austin Vandegrift, 16:27.44;
11. Thomas Dagg, Argyle, 16:29.73;
12. Rey Castillo, Brookshire Royal, 16:36.75;
13. Marcus Richroath, Sanger, 16:37.13;
14. Eric Forrister, Llano, 16:37.34;
15. Sebastian Benavides, Lytle, 16:37.88;
16. Austin Lyles, Argyle, 16:39.92;
17. Jon Bates, Lufkin

- 16:41.82;
18. Hugo Flores, Rio Hondo, 16:42.32;
19. Eduardo Cortez, Progreso, 16:43.79;
20. Victor Canizales, Cameron Yoe, 16:43.90;
21. Jose Reyes, Luling, 16:44.28;
22. Chase MacKey, Lucas Lovejoy, 16:47.87;
23. Victor Perez, Progreso, 16:49.53;
24. Brian Keksi, Burkburnett, 16:50.08;
25. Dylan Lowe, Kaufman, 16:53.61;
26. Steven Russo, Carrizo Springs, 16:53.99;
27. Trevor Gonzales, Lucas Lovejoy, 16:55.08;
28. Tim Cude, Bridge City, 16:57.97;
29. Lance Wheless, Borger, 16:59.74;
30. Christian Mendoza, Burkburnett, 17:00.62;
31. Tony Jaramillo, Rio Hondo, 17:02.70;
32. Anibal Perez, Pittsburg, 17:04.41;
33. Victor Puente, Kaufman, 17:05.31;
34. Johnny Trevino, Anna, 17:05.49;
35. Travis Plumb, Huffman Hargrave, 17:07.14;
36. Michael Barnett, Luling, 17:07.14;
37. Bobby Bowman, Lufkin Hudson, 17:10.86;
38. Ricardo Gallegos, Carrizo Springs, 17:13.74;
39. Robert Morales, Fabens, 17:15.28;
40. Giovanni

- 17:15.69;
41. Kirby Sheperd, Bridge City, 17:16.25;
42. Jose Meza, Fabens, 17:17.78;
43. Rolando Duarte, Fairfield, 17:19.71;
44. Noe Rodriguez, Tornillo, 17:20.10;
45. Logan Neighbor, Burnet, 17:20.18;
46. Ben Woolums, Argyle, 17:20.62;
47. Luke Hebert, Bridge City, 17:20.66;
48. Hunter Thomas, Lufkin Hudson, 17:23.75;
49. John Williams, Lufkin Hudson, 17:24.66;
50. Rolando Cordero, Tornillo, 17:25.04;
51. Devin De La Fuente, Lytle, 17:28.40;
52. Taylor Marlar, Kaufman, 17:29.62;
53. Brandon Keys, Austin Vandegrift, 17:30.77;
54. Jose Castro, Huffman Hargrave, 17:30.93;
55. Jose Campos, Luling, 17:31.61;
56. Connor Day, Lucas Lovejoy, 17:31.93;
57. Zane Rudd, Lufkin Hudson, 17:33.39;
58. Angel Olalde, Lytle, 17:33.83;
59. Sergio Payan, Tornillo, 17:35.90;
60. Randy White, Huffman Hargrave, 17:38.31;
61. Brett Newton, Borger, 17:38.45;
62. Adrian Valdez, Lytle, 17:39.36;
63. Mike Jones, Lucas

- 17:41.49;
64. Connor Hughey, Argyle, 17:42.89;
65. Nuguel Cruz, Progreso, 17:47.11;
66. Jordan Robertson, Borger, 17:49.93;
67. Esteban Marroquin, Progreso, 17:54.22;
68. Chad Newton, Borger, 17:54.50;
69. Alex Mize, Lufkin Hudson, 17:55.87;
70. Frank Divins, Lufkin Hudson, 17:58.05;
71. Jovanny Mercado, Perryton, 17:59.20;
72. Adam Leslie, Burkburnett, 18:01.98;
73. Juan Castro, Huffman Hargrave, 18:02.00;
74. Jarrett Montemayor, Lytle, 18:02.98;
75. Nathan Durst, Burkburnett, 18:03.86;
76. Hector Medina, Progreso, 18:04.07;
77. Nick Landry, Robinson, 18:05.99;
78. Jason Enright, Pollok Central, 18:06.78;
79. Sawyer Hogan, Bridge City, 18:09.42;
80. Grant Bona, Borger, 18:15.56;
81. Aaron Lejuene, Bridge City, 18:18.97;
82. Carlos Morado, Tornillo, 18:19.38;
83. Kolton Crowell, Luling, 18:19.56;
84. Gabriel Landin, Argyle, 18:22.20;
85. Anthony Holland, Burkburnett, 18:22.50;
86. Armando Chavez, Bridge City,

- 18:23.52;
87. Austin Freeman, Lucas Lovejoy, 18:27.00;
88. Umberto Santoyo, Kaufman, 18:27.57;
89. Dustin Anderson, Borger, 18:27.95;
90. Lane Newcomb, Borger, 18:28.56;
91. Tyler Blythe, Lucas Lovejoy, 18:28.79;
92. Matthew Wappler, Bridge City, 18:31.01;
93. Edwin Munoz, Kaufman, 18:32.26;
94. Adrian Argumedo, Tornillo, 18:33.08;
95. David Jackson, Huffman Hargrave, 18:36.30;
96. Emiliano Magallanez, Luling, 18:37.11;
97. Steven Morris, Burkburnett, 18:43.06;
98. Carlos Rivera, Tornillo, 18:43.76;
99. Javier Garcia, Progreso, 18:46.66;
100. Bryant Ford, Kaufman, 18:51.28;
101. John Guillen, Lytle, 18:53.06;
102. Jorge Simental, Progreso, 19:06.62;
103. Marshall White, Huffman Hargrave, 19:09.10;
104. Josh Bostick, Argyle, 19:15.61;
105. Alonso Perez, Tornillo, 19:19.92;
106. Peter Loftus, Burkburnett, 19:35.79;
107. Gilbert Angel, Luling, 19:52.92;
108. Jesse Delgadillo, Luling, 21:16.05.

# Boys Cross Country 4A



The conference 4A boys state champion Boerne Champion cross country team.

## State Championship Results

### Team

1. Boerne Champion, 30
2. El Paso Jefferson, 120
3. Frisco Liberty, 136
4. Lockhart, 141
5. Friendswood, 166
6. El Paso Austin, 171
7. Mercedes, 176
8. Magnolia West, 189
9. Dallas Highland Park, 193
10. Clint Horizon, 202

### Individuals

1. Nathan Christianson, Boerne Champion, 15:24.32; 2. Travis Barclay, Boerne Champion, 15:28.03; 3. Tyler Chappell, Cleburne, 15:35.22; 4. Brandon Swindler, Friendswood, 15:38.81; 5. Drevan Anderson, Killeen, 15:46.68; 6. Angel Banda, La Joya Juarez-Lincoln, 15:47.38; 7. Isaac Spencer, El Paso Austin, 15:48.43; 8. Yonas Tesfai, Houston Westbury, 15:52.85; 9. Ryan Miller, Boerne Champion, 15:53.87; 10. Eduardo Rodriguez, Dallas Adamson, 15:55.68; 11. Will Welling, Canyon, 15:55.94; 12. Ryan Teel, Friendswood, 16:07.62; 13. Ethan Doherty, Boerne Champion, 16:09.76; 14. Joel Flores, El Paso Jefferson, 16:11.07; 15. Moses Luevano, Boerne

- Champion, 16:11.14; 16. Ramon Garcia, El Paso Austin, 16:19.02; 17. Will Antkowiak, Brenham, 16:19.95; 18. Eli Hernandez, El Paso Jefferson, 16:22.20; 19. Andy Ortiz, Mesquite Poteet, 16:22.35; 20. Brady Turnbull, Frisco Liberty, 16:22.96; 21. Alejandro Acuna, El Paso Jefferson, 16:25.05; 22. Nate Moore, Lockhart, 16:27.87; 23. Kristian Alegado, El Paso Burges, 16:28.76; 24. Will Mack, Boerne Champion, 16:30.66; 25. Tommy McIntire, Forney, 16:39.05; 26. Ricardo Reynoso, Pharr Valley View, 16:40.88; 27. Jonathan Tijerina, Marshall, 16:43.28; 28. Chase Lambert, Austin Lake Travis, 16:43.29; 29. Joshua West, Frisco Liberty, 16:44.58; 30. Gavin Davis, Magnolia West, 16:49.04; 31. Chuy Alegria, Fort Worth Boswell, 16:52.61; 32. Francisco Turrubiarres, Mercedes, 16:53.75; 33. Mark Kazmierczak, Schertz Clemens, 16:54.31; 34. Colby McCune, Boerne Champion, 16:56.13; 35. Mack O'Neill, Lockhart, 17:00.86; 36. Jeremy Laday, Huntsville, 17:01.16; 37. Adrian Anaya, Clint Horizon, 17:01.87; 38. Seth

- Kovanda, Magnolia West, 17:03.13; 39. Philip Todd, Dallas Highland Park, 17:03.14; 40. David Dinh, Lockhart, 17:06.16; 41. Luis Fuentes, Clint Horizon, 17:09.92; 42. Danny Flores, Clint Horizon, 17:10.08; 43. Matt Galvin, Dallas Highland Park, 17:11.73; 44. Nick Capps, Frisco Liberty, 17:12.84; 45. Leo Hernandez, Mercedes, 17:13.73; 46. James Gregory, Friendswood, 17:14.78; 47. Elias Murillo, Mesquite Poteet, 17:14.99; 48. David Holobowicz, Montgomery, 17:15.44; 49. Cameron Vernier, McKinney, 17:15.91; 50. Robert Uhr, Lockhart, 17:17.65; 51. Naoshi Okamoto, Frisco Liberty, 17:18.11; 52. Rodolfo Arias, El Paso Jefferson, 17:19.85; 53. Rene Alaniz, Mercedes, 17:21.00; 54. Ben Clapp, Dallas Highland Park, 17:21.17; 55. Tyler Bullard, Cleburne, 17:21.86; 56. Jacob Baca, El Paso Austin, 17:22.07; 57. Michael Daniels, Frisco Liberty, 17:24.41; 58. Pedro Izaguirre, Mercedes, 17:25.00; 59. Aaron Castro, Hereford, 17:25.24; 60. Carlos Chavez, Cleburne, 17:25.72; 61. Joel Gracia, La Joya Juarez-Lincoln,

- 17:26.35; 62. Noah Tunningly, Lockhart, 17:27.82; 63. Ethan Knowles, Magnolia West, 17:29.01; 64. Max Rosenfeld, Dallas Highland Park, 17:31.61; 65. Julio Castro, El Paso Jefferson, 17:32.03; 66. Juan Torres, Mercedes, 17:33.03; 67. Ben Gutierrez, El Paso Austin, 17:33.94; 68. Zach McCleney, Magnolia West, 17:37.99; 69. Justin Stanaland, Magnolia West, 17:39.14; 70. Jamal Fisher, Houston Westbury, 17:39.71; 71. Daniel Garcia, Magnolia West, 17:40.78; 72. Angel Franco, El Paso Jefferson, 17:44.90; 73. Brandon Stewart, Magnolia West, 17:45.05; 74. Kwame Jackson, Humble Kingwood Park, 17:50.96; 75. Garrett Stoker, Frisco Liberty, 17:52.96; 76. Jake Hamilton, Dallas Highland Park, 17:56.52; 77. Miguel Garcia, Cleburne, 17:56.59; 78. Chris Soto, Clint Horizon, 17:57.07; 79. Erick Gonzalez, Mercedes, 17:57.38; 80. Levi Kessler, Friendswood, 17:57.64; 81. Mariano Mora, La Joya Juarez-Lincoln, 18:01.06; 82. Raymond Lowery, Friendswood, 18:01.37; 83. Blandford

- Joshua, Frisco Liberty, 18:04.52; 84. Roy Garcia, Lockhart, 18:06.23; 85. Javier Enriquez, El Paso Austin, 18:11.71; 86. Randy Flores, Clint Horizon, 18:16.69; 87. Orlando Segovia, La Joya Juarez-Lincoln, 18:18.56; 88. Billy Del Monte, Dallas Highland Park, 18:19.36; 89. Adalberto Chapa, La Joya Juarez-Lincoln, 18:25.15; 90. Matt Craig, Friendswood, 18:32.56; 91. Stephen Ramon, Dallas Highland Park, 18:37.61; 92. Alan Torres, La Joya Juarez-Lincoln, 18:37.84; 93. Jacob Holguin, Clint Horizon, 18:42.34; 94. Gabe Martel, El Paso Austin, 18:43.01; 95. Irving Esparza, El Paso Austin, 18:44.43; 96. Austin Cline, Friendswood, 18:54.60; 97. Vidal Castanon, Clint Horizon, 19:07.17; 98. Eric Aguilon, Mercedes, 19:10.39; 99. Joseph Anchondo, Lockhart, 19:12.19; 100. Jorge Velasquez, La Joya Juarez-Lincoln, 19:42.37; 101. Edinson Garcia, El Paso Jefferson, 20:03.15; 102. Tim McDonald, Cleburne, 20:08.30; 103. Ross Kelley, Cleburne, 20:08.42; 104. Tyler Pinkston, Cleburne, 21:24.31.

# Boys Cross Country 5A



The conference 5A boys state champion Conroe The Woodlands cross country team.

## State Championship Results

### Teams

1. Conroe The Woodlands, 65
2. Klein Oak, 77
3. Cedar Park, 101
4. Lewisville Marcus, 114
5. Lewisville Flower Mound, 122
6. Humble Kingwood, 183
7. Houston Strake Jesuit, 193
8. La Joya Palmview, 206
9. Edinburg North, 223
10. Corpus Christi Carroll, 235

### Individuals

1. Craig Lutz, Lewisville Marcus, 14:45.24; 2. Mark Pinales, Round Rock Stony Point, 15:08.05; 3. Parker Stinson, Cedar Park, 15:11.40; 4. Jeff Arnier, Arlington Lamar, 15:16.00; 5. Donovan Torres, Lubbock Coronado, 15:18.69; 6. Jacob Benn, Northside Stevens, 15:20.85; 7. Connor Adams, Lewisville Flower Mound, 15:27.16; 8. Neal Smith, Southlake Carroll, 15:27.67; 9. Tom Sanderson, Conroe The Woodlands, 15:29.75; 10. Ivan Villanvena, La Joya Palmview, 5:31.82; 11. Ryan Dohner, Klein Oak, 15:34.66; 12. Austin Geerts, Cedar Park, 15:42.51; 13. Jay McIllece, Cedar Park, 15:44.01; 14. Weston Novelli, Houston Strake Jesuit, 15:45.13; 15. Craig Nowak, Houston Cypress Woods, 15:46.22; 16. Tyler Bradley,

- Conroe The Woodlands, 15:47.66; 17. Daniel Vertiz, San Antonio Reagan, 15:50.72; 18. John Cavallo, Houston Clear Lake, 15:51.12; 19. Derwin Graham, Copperas Cove, 15:53.31; 20. Anthony Coleman, Alief Elsik, 15:55.14; 21. Nathaniel Jones, Klein Oak, 15:55.35; 22. Juan Sanchez, Plano, 15:55.43; 23. Joaquin Ortegon, Conroe The Woodlands, 15:59.77; 24. Justin Adame, Corpus Christi Carroll, 16:00.24; 25. Michael Medrano, Mission Sharyland, 16:04.01; 26. Luis Serrano, Edinburg North, 16:05.08; 27. Johnathan Jones, Klein Oak, 16:08.06; 28. Alexander Leroux, Katy Seven Lakes, 16:08.86; 29. Collin Bessell, Klein Oak, 16:09.53; 30. Phil Schneider, Conroe The Woodlands, 16:09.64; 31. Anthony Aguinaga, Channelview, 16:10.56; 32. Jonathan Wyatt, Lewisville Flower Mound, 16:11.25; 33. Ross Moulder, Conroe The Woodlands, 16:11.39; 34. Steven Klimek, Lewisville Marcus, 16:15.60; 35. Andrew Scheffey, Conroe The Woodlands, 16:17.45; 36. Justin Brinkley, Humble Kingwood, 16:18.30; 37. David Guillen, Los Fresnos, 16:22.95; 38. William Groesbeck, Houston Memorial, 16:23.09; 39. Nathan Carbajal, Conroe The

- Woodlands, 16:23.28; 40. Richard Renteria, Houston Cypress Creek, 16:23.32; 41. Matt Mazur, Lewisville Marcus, 16:24.88; 42. Justin Garcia, Del Rio, 16:25.79; 43. Tony Valdez, Klein Oak, 16:25.96; 44. Christopher Gutierrez, Galena Park North Shore, 16:26.61; 45. Sean Canavin, Lewisville Marcus, 16:27.10; 46. Isaac Placencia, Lubbock, 16:27.12; 47. Todd Bennett, Humble Kingwood, 16:27.54; 48. Robert Zeller, Lewisville Flower Mound, 16:28.39; 49. Joe Morales, Edinburg North, 16:28.68; 50. Nathan Parker, Keller Central, 16:29.22; 51. David Koistinen, Fort Bend Kempner, 16:33.51; 52. Julio Ostos, La Joya Palmview, 16:35.00; 53. Alan Sanchez, Spring Branch Smithson Valley, 16:35.54; 54. Isaac Qureshi, Lewisville Flower Mound, 16:38.64; 55. Chrishun Jamerson, Alief Hastings, 16:40.99; 56. Tyler Christian, Houston Clear Lake, 16:41.14; 57. James Collins, Houston Strake Jesuit, 16:41.74; 58. Sam Gonzales, Corpus Christi Carroll, 16:42.60; 59. Travis Beck, Humble Kingwood, 16:43.52; 60. Jesse Vigil, Lewisville Flower Mound, 16:43.88; 61. Alex Kimp, Keller Central, 16:44.00; 62. James Rains, Lewisville Marcus, 16:44.47; 63.

- Herbert Guterrez, Cedar Park, 16:46.46; 64. Nick Gibson, Houston Strake Jesuit, 16:47.46; 65. Bobby McIllece, Cedar Park, 16:48.27; 66. Cameron Shoppach, Cedar Park, 16:49.35; 67. John Valentine, Arlington Martin, 16:50.65; 68. Luis Reyes, Edinburg North, 16:51.68; 69. Justin Paul, Keller Central, 16:51.87; 70. James White, Humble Kingwood, 16:53.33; 71. Logan Terry, Humble Kingwood, 16:55.66; 72. Fermin Martinez, La Joya Palmview, 16:59.53; 73. David Reidy, Humble Kingwood, 17:00.79; 74. Dylan Alexander, Corpus Christi Carroll, 17:02.92; 75. Doug Patson, Houston Strake Jesuit, 17:02.99; 76. Collin Bessell, Lewisville Marcus, 17:03.76; 77. Jacob Milles, Lewisville Flower Mound, 17:05.30; 78. Conner Troxclair, Houston Strake Jesuit, 17:06.65; 79. Chase Brown, Lewisville Marcus, 17:07.79; 80. Ivan Garcia, La Joya Palmview, 17:09.49; 81. Caullen Parker, Keller Central, 17:10.94; 82. Maurice Vann, Klein Oak, 17:12.07; 83. Brandon Thomas, Lewisville Flower Mound, 17:13.92; 84. Mike Salinas, Houston Strake Jesuit, 17:14.18; 85. Jordan Rose, Klein Oak, 17:15.19; 86. Luis Guerrero, La Joya Palmview, 17:16.54; 87. Coronado

- Adrian, Edinburg North, 17:19.04; 88. Al Alomari, Cedar Park, 17:21.64; 89. Aaron Casares, Corpus Christi Carroll, 17:22.68; 90. Hansel Ibarra, La Joya Palmview, 17:26.34; 91. Ryan Clark, Corpus Christi Carroll, 17:29.29; 92. Joe Rodriguez, Edinburg North, 17:30.75; 93. Beau Bennett, Houston Clear Lake, 17:33.10; 94. Christian Williams, Houston Clear Lake, 17:42.53; 95. Chris Schiller, Houston Strake Jesuit, 17:42.66; 96. Franklin Stagg, Houston Clear Lake, 17:46.96; 97. Joe Acevedo, Edinburg North, 17:47.05; 98. Aaron Rhodes, Keller Central, 18:01.20; 99. Josh Gonzalez, Corpus Christi Carroll, 18:05.01; 100. Capers Wilson, Humble Kingwood, 18:08.24; 101. Sepulveda Adrian, Edinburg North, 18:12.65; 102. Tyler Beecham, Keller Central, 18:13.81; 103. Andrew Colby, Keller Central, 18:14.74; 104. Jeremiah Santos, Houston Clear Lake, 18:15.11; 105. Daniel Perez, Corpus Christi Carroll, 18:15.87; 106. Baldo Garcia, La Joya Palmview, 18:57.50; 107. Chase Johnson, Houston Clear Lake, 19:24.46; 108. David Scorcelletti, Northside Clark, 20:42.12.