



Department of Theatre Arts  
Detra Payne: Faculty- BFA Performance  
UIL OAP Contest Manager



502 S. Cooper / Fine Arts Building- North section  
Arlington, TX 76019

817-272-6251 office / 817-272-2650 Main office / Fax 817-272-2697  
[detra.payne@uta.edu](mailto:detra.payne@uta.edu)

## Spring, 2019

**TO:** Advancing Directors of Areas within Region I - 6-A One Act Plays  
**FROM:** Detra Payne, Contest Manager  
**RE:** One Act Play **Region I** Competition on April 13, 2019

Congratulations on your success at the Area contest! We look forward to having your companies at the University of Texas at Arlington for the Region I Competition on April 13th. We know that you and your students have worked many long hours to get here, and we want to assist you in any way we can. The rehearsal schedule is posted below. You may arrive at the dock 30 minutes prior to your rehearsal time, during this time we will complete the following: **turn in completed paperwork (see below for list), receive badges and instructions for your rehearsal time.** After your rehearsal your UTA School Host will show you where your dressing room and the warm-up rooms are located. Dressing rooms will be available at 8am on the day of performance, April 13<sup>th</sup>. On the pages below, please pay close attention on the deadline for Online Enrollment, cut scripts, and the fee for the contest.

Thank you, and welcome!

**Detra Payne**

# One Act Play Director's Information

## Contact Information

Ms. Detra Payne, Contest Manager – 817-272-6251 or 817-272-2650  
Ms. Michelle Harvey, Asst. Contest Manager, Tech Director – 817-272-0453  
Mr. Wesley Farnsworth, Contest Stage Manager – 817-944-0639  
Mr. DJ Badon, Facility Coordinator – 817-272-2218,  
Dean McBride, House Manager  
Dr. Katherine Noone, Front of House  
Contest Adjudicators: Charlie Hukill, Lynae Latham-Jacob, Scott Schumann

## Contest – Saturday April 13, 2019

Rehearsals are one hour in length. Performances are back to back and start at 2 p.m. There will be no intermission.

**Please Note:** A one-time admission charge of \$10 will be collected from anyone not listed on the Online Enrollment. Please inform all high school administrators that this charge applies to them, as well. UIL monies paid to each high school district does not include Area, Regional, and State competitions. Please inform all of your supporters: Due to years past, **NO CHECKS WILL BE ACCEPTED.**

Performance Order (start time)	Rehearsal Times
1B -	4:00pm - 5:00pm, Friday April 12
2A -	5:05pm – 6:05pm, Friday April 12
1A -	6:10pm – 7:10pm, Friday April 12
2C -	7:15pm – 8:15pm, Friday April 12
1C -	8:35am – 9:35am, Saturday April 13
2B	9:40am – 10:40am, Saturday April 13
Start times are approximate for performances	

## Day of Competition - Meeting Times

**All Contest Participant Meeting with The Adjudicators – 11:45am** in the theatre auditorium  
**Director's Meeting** – Immediately following the All Contest Participant Meeting with the Adjudicators

## One Act Play Director's Checklist

(Suggested to bring with you to the Organizational Meeting, no later than the Official Rehearsal)

- **2 Scripts with cuts marked**

NOTE: There will be a Script Integrity Reader following the script during each performance of the Contest.  
(No photo copies unless public domain or with publisher/playwright permission)

- **Optional:** Third script in case a judge did not receive one
- **Optional:** Add opening and closing light cues to music cues to help us understand your open and close sequence
  - Standards and Copyright Compliance Form
  - UIL documentation for additions to the unit set
  - Documentation for Royalties and Right to Cut Script
- Substitution Form with changes to the Online Enrollment (as needed)
  - UIL Letter of Script Approval (If not on the Approved List)
  - Documentation provided by UIL on any potential rule infraction
- Check for \$575 Regional Fee (Made out to UTA, UIL Account). (tax ID: 75-6000121)
- Music Log (Download the form from the UIL website), mark clearly any music that is copyrighted.
  - Lighting Cue Sheet (Questions, please contact Michelle Harvey at 817-272-0453)

# One Act Play Contest and Rehearsal Information

## Pre-Rehearsal Load-in Check:

- Please arrive at the Loading Dock no earlier than 30 minutes prior to your rehearsal.
  - **The loading dock is located on the North side of Texas Hall at 701 W. Nedderman. 76010**
- Items will be moved off the truck and into the loading dock area during this time.

## Rehearsals/Host:

- Once you have loaded all items off your truck for the rehearsal, please move your truck to assigned parking lot (Lot 26- corner of Davis/Mitchell), immediately. This must be done no later than the start of your rehearsal. Be sure your truck or whatever vehicle you are using has been registered online to park on campus before you arrive. <https://uta.nupark.com/events/Events/Register/8d05bec4-cf23-49f3-bdcc-5582299ee9cf>
- All vehicles (including family, guest and friends) must be registered online and may park in the West Campus Parking Garage and Lot 34 or at the College Park South Garage for free. You must register your vehicles to park by going to: <https://uta.nupark.com/events/Events/Register/8d05bec4-cf23-49f3-bdcc-5582299ee9cf>
- Alternates listed on the Online Enrollment may watch rehearsals from the back of the auditorium under the supervision of the College's Host, but may not assist with the rehearsal other than spiking the set.
- You have one hour to use as you will. This time includes your set-up, and strike (from stage to storage area). Careful not to drag any items, such will be reported to the State.
- Plan on leaving your materials with us. You will not have access to the loading dock after your rehearsal.
- Only a minimal amount of glow-tape is allowed, however, schools are allowed more as long as it is placed on stage during the 7 minute set up, and completely struck during the 7-minute strike time.
- Please periodically ask the Contest Stage Manager for the remaining time you have during your rehearsal. The Contest Stage Manager will give a verbal warning to one of the Directors at 5 minutes remaining, and a one-minute warning thereafter until one minute is left. Please do not go over time. Schools going over time will be reported to the State UIL Office.
- You will NOT be able to place items in your holding/dressing rooms after your rehearsal.
- Show the Contest Manager all weapons, and/or anything that you think might be an issue or concern.

High School	Spike Tape Color	Student Host	Holding/Dressing Room
1B	Orange	TBD	FA Central – Room 122
2A	Yellow	TBD	FA North – Room 2102A
1A	Pink	TBD	FA Central – Room 303
2C	White	TBD	FA Central – Room 309
1C	Blue	TBD	FA Central – Room 327
2B	Green	TBD	FA Central – Room 327A
Alternates			

## Holding/Dressing Rooms:

- An official dressing room will be available from 8am – 10pm.
- Dressing rooms DO NOT have mirrors or bathrooms. Bathrooms are in close proximity.
- Other buildings on campus are off limits to high schools unless advanced permission has been received from the main department occupying that building (receiving permission is the responsibility of the high school). Exceptions include any public areas of the University Center building (individual rooms within the UC must be reserved in advance- this is the responsibility of the high school. A fee may be charged).
- No food or drink is allowed in the holding/dressing rooms of the Fine Arts building (water is permissible). Violation will be considered a transgression of the UIL code of conduct rule. Food props for performance are allowable with advanced permission and expectation to clean up any mess. If you want to bring your own food for meals, please set up outside behind the Fine Arts building (west of the building). Do not set up food facing the parking lots (north of the building). Schools are responsible for cleaning all trash. There are several restaurants within walking distance (15 min or less – see final page of this letter).
- Food will not be allowed in the theatre, in the audience or back stage.
- Only those names entered online as cast, crew, alternates and directors will be allowed backstage and in holding/dressing rooms. Directors and participants MUST wear the badges at all times. All who are not wearing badges will be asked to leave immediately. No questions asked. Badges will allow the student and director to attend all productions for free. If a badge is lost, a ticket must be purchased.
- Immediately following the performance, remove all items from the rooms and remove all trash.

## On Stage Set Up For Performance:

- Prior to your official set up, the cast and crew may move their set materials from the storage space to a specified location immediately behind the performance space. This must be done quietly, in that a performance may be in progress.
- Our theatre space has an approximately 14' apron. Use of the grand drape is optional but must be specified at the rehearsal period. Lighting areas will be available on the apron for performances.
- You have 7 minutes to move your set from behind the stage and construct your set/tech. Also, during this time, set all props that will be needed for the opening of the show.
- The Contest Stage Manager will give the company audible warnings at one-minute intervals beginning at five minutes through 1-minute remaining. A warning will also be given at 30 seconds and 15 seconds remaining. No other warnings will be given.
- Please be careful not to drag anything.
- All participants must be wearing shoes during set up and strike
- Your time will start/stop after the agreed upon signal is given to the Contest Stage Manager.
- The Contest Manager will meet the cast backstage after the 7 min setup, send the Directors to the front of the house, and will confirm that the Adjudicators are in place. The performance time shall begin no more than 60 seconds after directors and adjudicators are in place unless the contest manager calls a "time- hold."
- There will be NO announcements made during this contest other than a reminder to turn off cell phones. The Contest Stage Manager will give a verbal warning to the student Stage Manager or their agreed upon proxy, when the one minute has begun. The house lights will be dimmed and stage lights will go to black or blue as needed. Actors may go to places during these 60 seconds.

- Actors may not carry sets or props on stage during this minute, unless used during their first entrance.
- 1 minute is the time that will be allowed to start the performance after declaration of end of set up. An official timekeeper back stage shall give the company audible warnings at 10 second intervals beginning at 60 seconds (i.e. “you have 10 seconds remaining.”)

### Performance:

- Please inform your supporters that performances will start back to back without an intermission. **Under no circumstances will there be any late admissions after the performance has begun. This is for the benefit of the performers on stage so that they are not distracted.**
- Remember, any signal from behind the wings and/or from the audience to the performers on stage is considered “prompting.” Any use of cell phones on stage or backstage during the show will be considered prompting. Absolutely no cell phones are allowed, unless used as a prop in the show.
- The Contest Stage Manager will give a single verbal warning by way of the intercom headset to the student Stage Manager, or their agreed upon proxy after 15 minutes and 35 minutes have elapsed. A warning will be given at 5 minutes, 3 minutes, 2 minutes, 1 minute, 30 seconds and 15 seconds remaining. You will be asked to confirm. No other warnings will be given. It is then the responsibility for the performing company to end their show on time, and not go over the 40-minute limit. These procedures to be followed shall be reviewed with each cast at the official rehearsal and reviewed with directors at the Director Meeting.
- After the 35-minute warning has been given, the student Stage Manager may give a verbal request to the Contest Stage Manager as to the official time. Other cast and crew may request a visual look at the Contest Stage Manager’s official time during this 5-minute period as well, but no verbal request may be made with the exception of the student Stage Manager.

### Strike/Load Out:

- The strike will follow immediately after the performance, and the time will start/stop with an agreed upon signal.
- In your strike, you have 7 minutes to accomplish the following tasks: Unit Set to its storage area; your set pieces past the roll up doors; and the stage cleared. Do not drag.
- The Contest Stage Manager will give the company audible warnings at one-minute intervals beginning at five minutes through 1-minute remaining. A warning will also be given at 30 seconds and 15 seconds remaining. No other warnings will be given.
- When your stage items are at the loading dock and outside the theatre, you may send people to clean your dressing room.
- During your show (or immediately following), please move your truck to the loading dock after the previous school vacates the area. If your truck has a beeping sound when backing up, please wait to back in until the loading door goes up. You must have all scenery and props back into your truck by the time the next school is finished with their performance.
- Please have your truck/bus available to begin loading immediately following your performance
- Clear and clean the dressing rooms.

### Timekeepers:

- A minimum of three timekeepers shall record each of the timed elements. The lowest time shall serve as the official time. Two timekeepers will be backstage, The Contest Stage Manager and Contest ASM. A third timekeeper shall be at the back of the house.
- Please communicate your start and stop cues to the Contest Manager at the Director's Meeting.
- Realize that the time will start on the first evidence of sound, lights, and/or character movement. Blue light provided for safety will not count for starting time unless it is not disclosed at the director's meeting.

### Panel Judging:

- Judges will do the draw for critiques after results are determined.
- The "Acting Judge" will get the alternate critique and the other two will draw for the two advancing plays.
- For the Regional contest, the State UIL Office will designate the Adjudicator that will make all individual acting award decisions.
- During the Performance:
  - Adjudicators must see the show from the same POV. Two long tables will be placed side-by-side, and the adjudicators will be spaced out accordingly.
  - Adjudicators will not be allowed to discuss the performances.
- After the Performances:
  - The Adjudicators will rank the plays 1<sup>st</sup> to last on the ranking ballot.
  - The Contest Manager, with an adult assistant, will enter the results in the TTAO web based tabulation system.
- The Critiques will be conducted in the same order as a non-panel contest. If acceptable to all parties, we have the option of conducting simultaneous critiques to help prevent late night travel.
- Evaluation Forms will be given to each school following their critique, only.

### Site Crew:

- UTA will provide the following Site Crew: Contest Stage Manager, Lighting, Sound, Dock/Fly.
- They will assist you at your rehearsal and your performance. You may ask them to operate the consoles and curtain, or you may have your technicians operate. If the Site Crew is asked to operate, they must be given cues by one particular designated person only.

### Unit Set:

- UTA will provide the Unit Set that all schools will use.
- The Unit Set is complete. DOOR AND WINDOW UNITS ARE AVAILABLE.
- Please remember that you can only have the designated number of unit set pieces in a show.
- Your personnel will be responsible for moving the Unit Set from its backstage storage position to the

stage, and for returning it to the storage position as per the Site Contest Stage Manager's instructions.

### House/Intercom/Curtains:

- Electrical outlets are available SR and SL. Plan for extension cords accordingly. You will be asked to tape or cover any cords that are in the path of actors entering the stage.
- Communication headsets will be located as follows: (1) Backstage Right, (1) Backstage Left, (1) Control Booth –Sound Console, and (1) Control Booth -Lighting Console. If additional headsets are needed, please contact the Contest Manager in advance. All groups will have access to any added headsets.
- All companies are to use the in-house intercom system provided to all companies. **Any personal communication systems must be approved by the Contest Manager during the rehearsal.** Strong justification will be needed, and approval is rarely given.
- Curtains are flown In and Out, by the host school Fly Rail Operator, from the SR pin rail.
- The following curtains will be available for use by all groups:
  - Red Main Curtain (No Split)
  - Light Grey Mid-Stage Curtain (No Split. Flies In&Out, No travel)
  - US Black Out Curtain
  - White Cyc
- USC Entrances are possible from behind the Black Out Curtain, but this curtain is not on a traveler and will not have an additional curtain behind it.

### Lighting:

- 20 Areas: Apron = 1-5, DS = 6-10, MS = 11-15, US = 16-20. *See UIL OAP Region 1 6A Contest – Lighting Areas Drawing.*
- All 20 areas are lit with White Front Light, and are individually controlled.
- All 20 areas are lit with Warm Backlight, Cool Backlight, and Cool White Texture (Gobos).  
Controlled: DS = Areas 1-10 & US = Areas 11-20
- There will be four full stage color washes lit from the front of the auditorium. 4 available colors = Red, Green. Blue and Pink.
- The White Cyc will be backlit, from above, with Red, Blue and Green lighting. 1 control channel per color.
- Floor pockets will not be available.
- Each school has the opportunity to have their lighting cues programmed prior to their rehearsal. A copy of the cue worksheet is included in this packet. If you would like to take advantage of this, you need to email the paper work to Michelle Harvey [harveynd@uta.edu](mailto:harveynd@uta.edu)
- Paperwork must be received by April 9<sup>th</sup> at 9:00am to be pre-programmed for your rehearsal. Schools must use the provided lighting cue sheets for their cues to be entered, other formats may not be accepted.
- A lighting technician from the host school will be available to assist you during rehearsal to program and alter cues. The technician will also be present during the performance.
- We will run the contest with an ETC Ion Xe lighting console. Sub-Masters will be available to record cues, or run manually, during your rehearsal and show, but the board does not have a manual two-scene preset function.
- A floor plan with lighting areas is included in the packet.
- Followspot Lights will NOT be provided.
- If you have any questions regarding lighting, please email Michelle Harvey at University of

### Sound:

- Please inform the Contest Manager if you need microphones for use backstage.
- UTA will provide a 1/8" stereo connector attached to the console that can be used for connecting an mp3 player or other auxiliary device. Please NO phones.
- There is also a CD player available to run with a disk.
- The theater will come with a set of house speakers (a Left, Right, and Center array) with one channel of control, there are no speakers provided above the stage or backstage.
- A sound technician from the host school will be available to assist you during rehearsal and will be present during the performance.
- If you wish to use a portable sound system from backstage, you will need to bring your own equipment. You will need to bring your own speakers for this option, as it will not be configured to operate through our house system. Power for additional audio equipment will be available SR & SL.
- If you have any questions regarding sound, please email Michelle Harvey at University of Texas at Arlington: [harveymd@uta.edu](mailto:harveymd@uta.edu)

### Music:

- There are no time limits for music.
- Your school is responsible for acquiring any and all clearances for any copyrighted music you use. This is not the League's responsibility. The UIL cannot give opinions on copyright issues.
- Your school will be responsible for acquiring any and all clearances for any original music produced "for hire." Your school will be responsible for researching and determining whether or not a piece of music is in the Public Domain.
- Your administrator will be required to sign a statement stating that your show is in compliance with copyright law. The statement is included in the Standards and Copyright Compliance Form. The link to the form can be found on the main theatre page of the UIL website and under "Resources and Forms."
- The use of live musicians or singers onstage is permissible if their presence on stage is dialogue-driven or prescribed by the playwright. They shall count towards the allotment of cast members and shall play roles in the play. Live musicians or singers used off-stage do not require approval. This shall be accomplished using the allotted cast and crew members. All music selections used live on or offstage must comply with copyright law. Live music shall not exceed nineteen (19) minutes of the total performance time.
- Directors shall submit a log of music reflecting the music cues noted in the integrity script. It shall indicate the duration of each cue and the cumulative total. You are required to note if the cue is from a copyrighted work, original music or in the public domain. The log, **dated and signed by the director**, shall be submitted to the Contest Manager prior to beginning rehearsal. **You shall not be allowed to rehearse unless you have provided this document.** A copy of a "Music Log" can be downloaded from the UIL website.

### House Policies:

- **No late admissions (regardless of who they are and how far they have traveled).**



- No recording devices or cell phone usage of any kind.
- Concessions will not be available during the intermissions this year. Anything you purchase must be consumed outside of the theatre.
- Performances will be stopped due to technical problems that fall under the control of the Site Crew and the Contest Manager deems to be too distracting to allow the play to continue. Also, if the Critic Judge determines that the audience behavior is preventing him/her from hearing or concentrating.

### Conduct:

- The Ethics Code (Section 1034) will be strictly followed and enforced, especially in reference to conduct while interacting with the adjudicator during critiques. This interaction includes treatment of the UTA personnel. Any and all violations will be reported to the State League Office.
- **Please note that all participating members of a production must be present during their play's critique. Exceptions may be made for health issues or conflicts with other contests,** however, A "critique waiver form" must be filled out. Please see page 38 of the Handbook for One Act Play, twenty- fifth edition- amended for information pertaining to approved absences from critiques.
- No Food or Drink allowed inside of Texas Hall, no exception.
- Do not attempt to go Backstage to the storage areas except during your allotted times.

### Alternates:

- **Please let the Contest Manager know ASAP if you are bringing Alternates.**
- Alternates are allowed:
  - To assist in the loading and unloading of the school's truck at the loading dock.
  - To sit on the back row of the auditorium during the official rehearsal. Only those listed on the Online Enrollment may watch.
- To attend the meeting with the adjudicator(s) that takes place prior to the Director's Meeting.
- To assist in the holding/dressing rooms under the school Director's supervision but must be sent into the house while the cast and crew go onstage. They cannot assist in set up or strike. During the performance, alternates are the exclusive responsibility of an adult of the school district and directors are responsible for the whereabouts of the alternates at all times. They must watch the show.

**Please note: This is a liability issue for the College and UIL. For this reason, unsupervised students on campus will not be tolerated. They MUST stay in the designated areas and must be accounted for at all times.**

- Seven seats will be reserved/guaranteed for directors and alternates, but the badges issued must be worn at all times. Lost badges will cost \$10 to replace.
- Parents and other supporters are only allowed in the auditorium during performances and critiques. They cannot under any circumstances enter the building back stage.

## What Can Get You Disqualified:

- If you have any doubts, please contact the state office and ask. Or you can contact the Contest Manager and they will find out and give you an answer in writing.
- Please be very familiar with the Handbook and Section 1033 of the Constitution and Contest Rules.
- Having and/or using a cell phone backstage during a performance.

## Awards:

- Standard selection procedures & awards as per the UIL Handbook will be given.
- School Directors: Please let the Contest Manager know when your school is present for awards.
- Remember, the adjudicator does not have to select all 8 honorable mentions.
- Contest Manager will present one individual tech award from each production, and an overall tech crew award to one production.

## Critique:

- Order: Non-advancing shows in order of distance from the college (furthest will go first); then advancing shows in order of distance from the college. If acceptable to all parties, we may conduct simultaneous critiques to prevent late night travel.
- We will allow a moment for each school to quietly leave after their critique.
- Communicate to your students that a critique is not a justification of the Adjudicator's decisions.

## Please Locate The Following Pages as attachments in the email:

- **Lighting Cue Sheets**  
Please fill out and email to Michelle Harvey [harveymd@uta.edu](mailto:harveymd@uta.edu) by 9am on Monday, April 9<sup>th</sup>. You may also print, fill out and fax to 817-272-2697 by this time or bring with you to your designated rehearsal time.
- **Lighting Magic Sheet with focus areas marked**
- **Stage Dimensions and Curtains**
- **UTA Aerial Map**- available at <http://www.uta.edu/maps/>
- **UTA Texas Hall Area Map** – available at <http://www.uta.edu/texashall/location.php>
- **UTA Campus Map for Patrons, Busses and Trucks**

Contest held in the Texas Hall on the University of Texas at Arlington campus. 701 W. Nedderman Dr., Arlington, TX 76010 for GPS map usage. Guests and contest participants (cars and small vans/trucks), please park in student parking in West Campus Parking Garage, College Park South Garage or Lot 34 for free - See <http://www.uta.edu/maps/pdf/UT%20Arlington%20Campus%20Map.pdf> for online parking map and how to register your vehicles (all vehicles must be registered online to park for free). Busses and

trailers please park in Lot 26 near the corner of W. Mitchel St. and S. Davis Dr. on the west side of campus.

The loading dock is located at the north side of Texas Hall building and the SMART Hospital.

### Food Opportunities:

- There are several places to eat around campus
  - See the map for locations and names.
    - <http://www.campusdish.com/en-US/CSSW/UnivTexasArlington>
    - The University Center (UC) has a food court and The "Connection Café" is a buffet style restaurant for under \$10
    - This is about a 5-10 minute walk from the theatre
    - Some of the locations listed on the map may not be available to the general public or open the day of the contest. Call ahead for availability.
    - Our new Commons building has a Starbucks attached as well as student dining. It is located just next to the new Student Parking garage on Nedderman Dr.
  - Our new College Park center has several restaurants- fairly unique, not necessarily chain restaurants
    - <http://www.utacollegepark.com/visit-us/college-park-district.php>
    - About a 10-15 minute walk
  - There is a KFC/Long John Silvers at the corner of Abram and Cooper
    - About a 5-10 minute walk
  - There are fast food restaurants (McDonald's, Wendy's, Subway) on Abram Street just east of Cooper
    - About a 10-15 minute walk
- You may also have food delivered if you choose. Arlington has many food options available for delivery in and around the area. These include most pizza & Chinese food locations, Subway, & Jason's Deli, among others. Some have minimum delivery requirements.
  - The delivery address is 701 W. Nedderman Dr., Arlington, TX 76010
- Food in the building
  - You may NOT have food in the theatre spaces, dressing/holding rooms, theatre lobby, warm up room, scene shop, etc.
  - If you would like to have your students bring a packed lunch, you may do so, but food must be kept either outside (we have a lovely courtyard with some picnic tables right next to the theatre building) or in the main hallway of the Fine Arts North section.
  - Our USITT student group will also likely have snacks available.
- You are responsible for clearing all trash and leaving the area clean.

School: \_\_\_\_\_

Show Title: \_\_\_\_\_

Cue # \_\_\_\_\_

Time In: \_\_\_\_\_

Time Out: \_\_\_\_\_

Front Areas				
16	17	18	19	20
11	12	13	14	15
6	7	8	9	10
1	2	3	4	5
<b>36- Full Stage Front</b>				

Backs	
21- Back Warm DS:	
22- Back Warm US:	
23- Back Cool DS:	
24- Back Cool US:	

Textures	
25- White Texture DS:	
26- White Texture US:	

40- House Lights
------------------

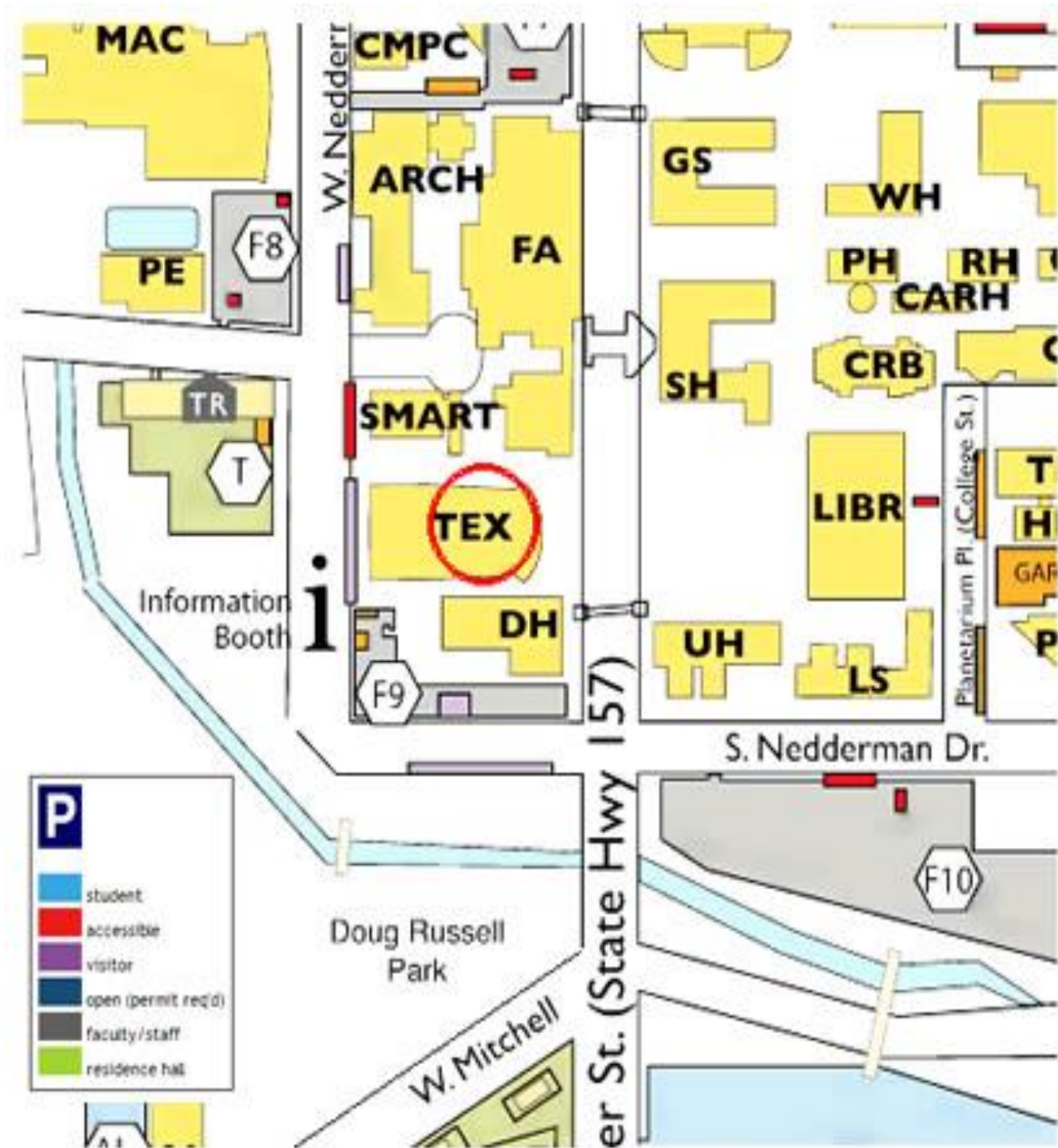
Cyc	
27- Cyc Red:	
28- Cyc Blue:	
29- Cyc Green:	

Washes	
30- Wash Red:	
31- Wash Blue:	
32- Wash Green:	
33- Wash Pink:	

Please complete one Light Cue Information Sheet for each light cue (copy this form or create a workbook with multiple sheets in Excel). Fill in the blank space below each area or next to each system (highlighted in yellow) with the desired intensity. Use **FL** to indicate **FULL**. Indicate the fade in time, and the fade out time, and the level of every channel used in each light cue. You may leave channels at 0% blank.

Special Notes:

## Texas Hall Complex Map



### From I-30 Dallas or Fort Worth

- Exit at the Cooper Street Exit and go south.
- Travel approximately 2 miles to Nedderman Drive and turn right (west).

C. Texas Hall is on your right side after the curve/past the guard station.

**From I-20 Dallas or Fort Worth**

A. Exit at the Cooper Street exit and follow the ramp to Cooper Street North.

B. Travel approximately 5 miles (11 traffic lights) to Nedderman Drive and turn left (west).

C. Texas Hall is on your right side after the curve/past the guard station.

**From SH 360 (DFW Airport or HWY 183)**

A. From SH 360, exit Division Street and curve to the right (west).

B. Travel approximately 3 miles to Cooper Street and turn left (south).

C. Travel to the 4th stoplight, Nedderman Drive, and turn right (west).

D. Texas Hall is on your right side after the curve/past the guard station.

**Texas Hall has a "drop off" at the turn around on the North side of the facility. Patrons not able to walk from the parking lot can be dropped and picked up at this location. Benches are provided for those waiting for their party or to be picked up.**

Parking Lot F9 - of average 3 minute walk each way

Parking Lot 30 - average of 6 minute walk each way

Parking Lot 33/F6 - average of 10 minute walk each way

## INVOICE—ONE ACT PLAY

Each One Act Play Entry is \$575.00. **Fees should be mailed to the Academic Director's office the first school day following the area meet.** Please fill out the following form to assist in calculating the fees owed.

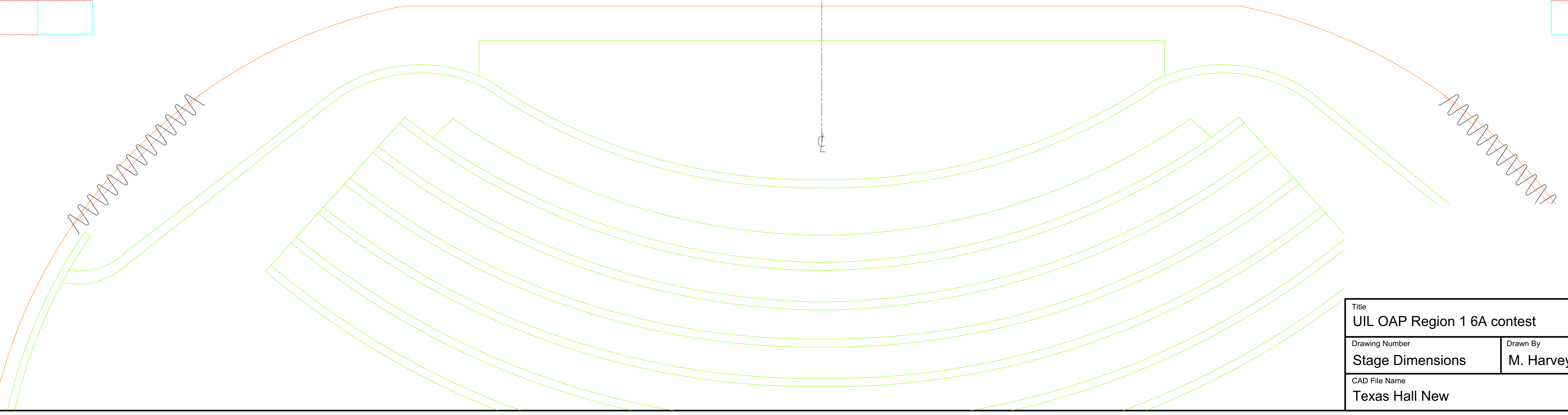
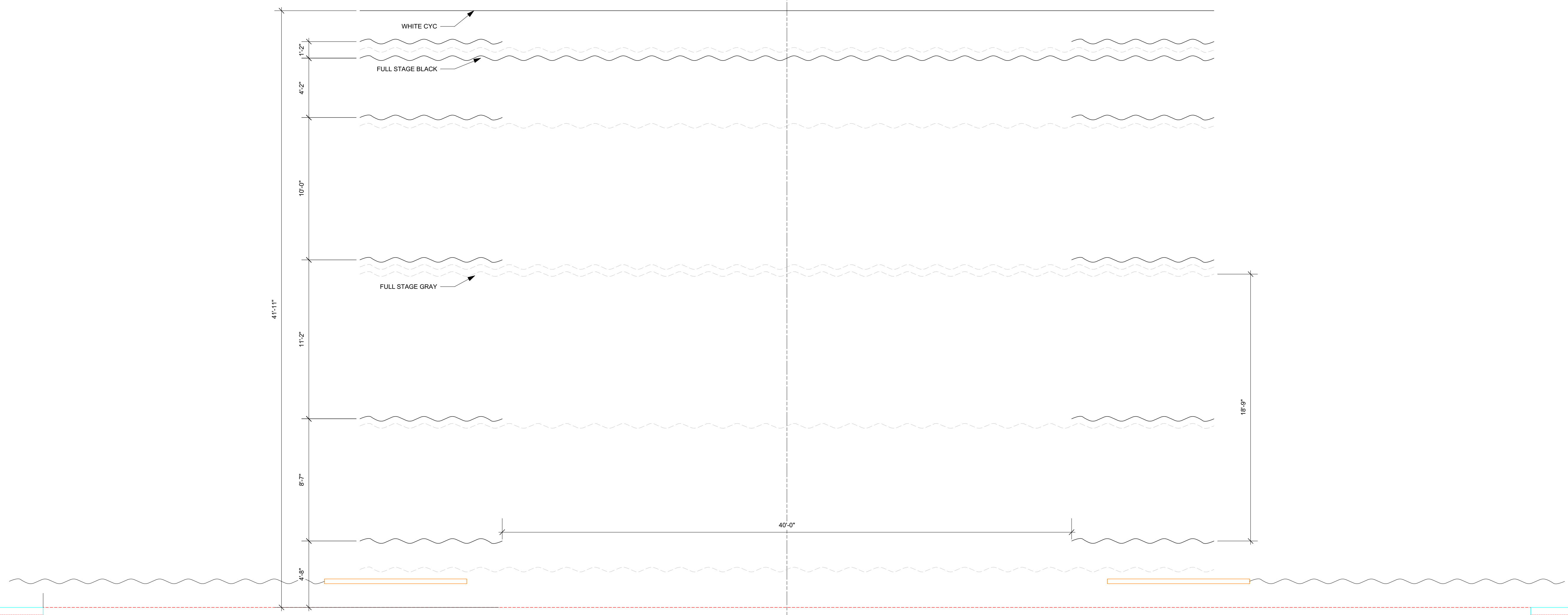
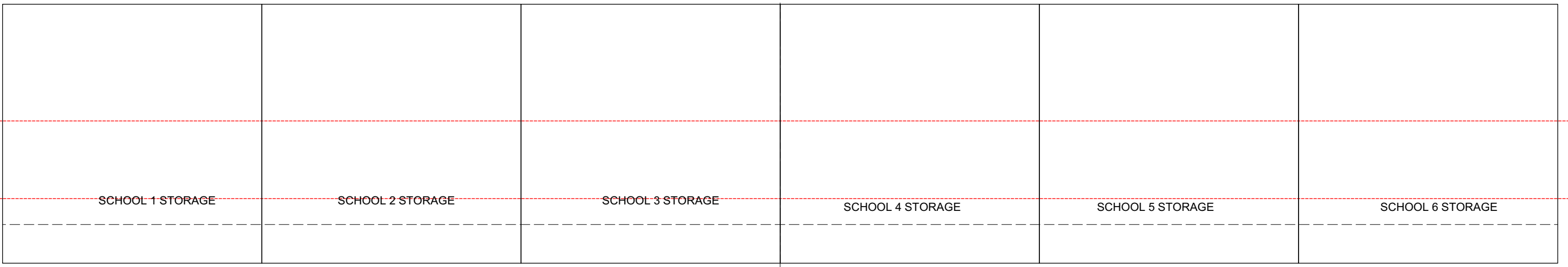
Number of Plays: \_\_\_\_\_ X \$575 = \$ \_\_\_\_\_  
Total \$ \_\_\_\_\_

Make checks payable to UNIVERSITY OF TEXAS AT ARLINGTON, UIL ACCOUNT, and mail to:

Mark Reeder  
UTA Box 19111  
Arlington, TX 76019

**3/4/2019 4:44:38 PM**

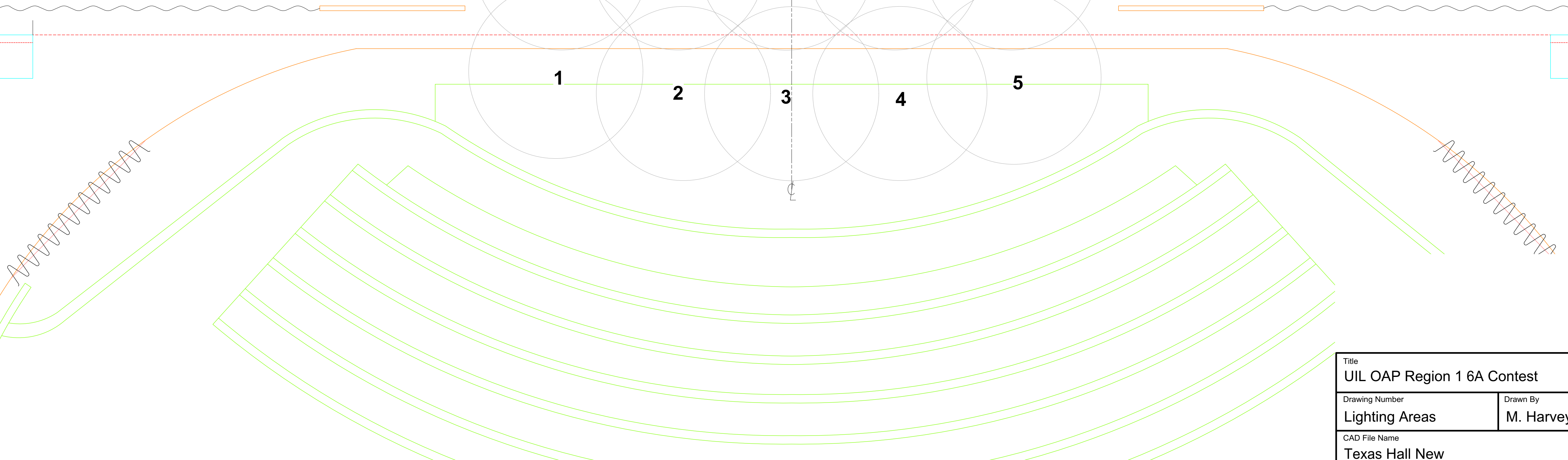
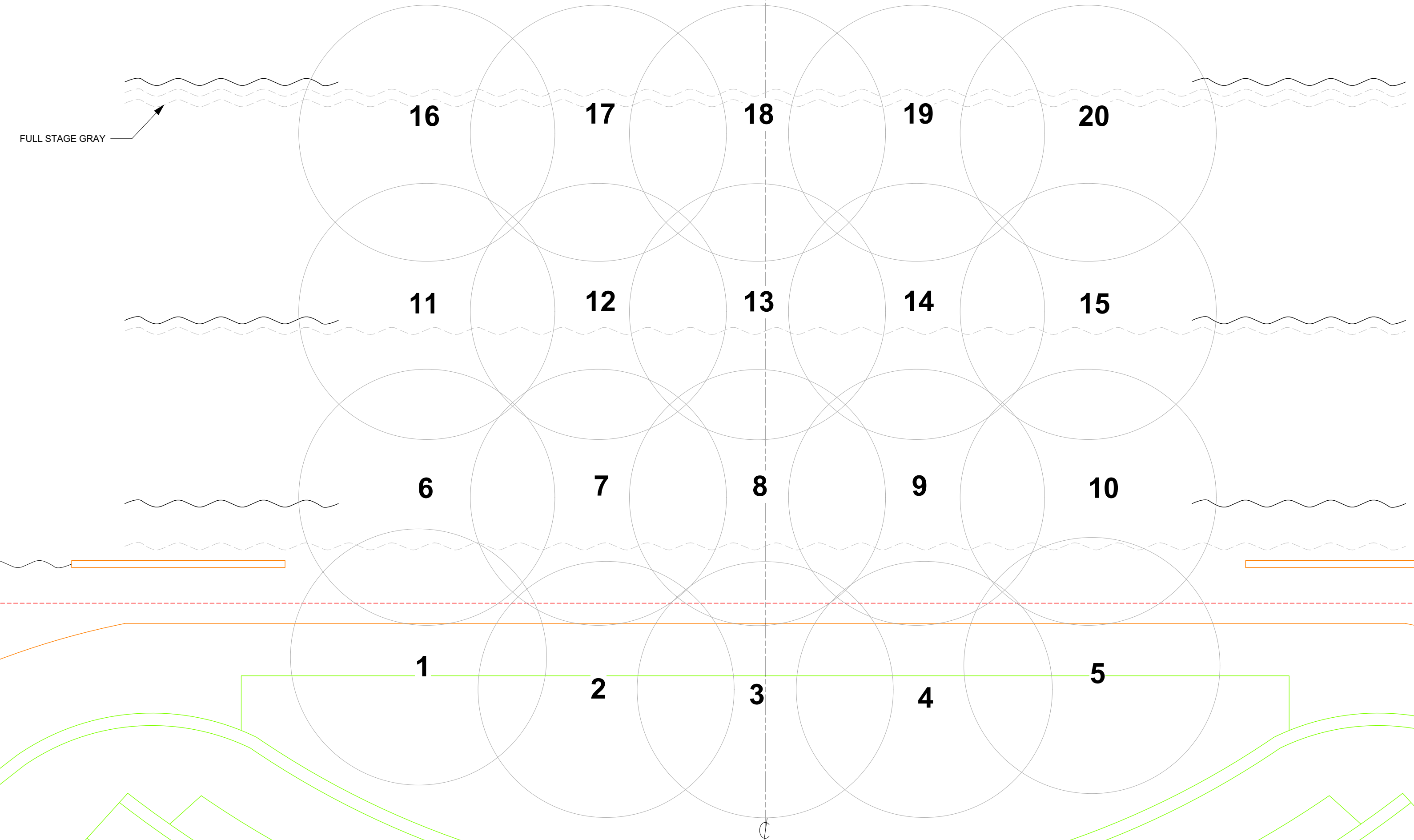
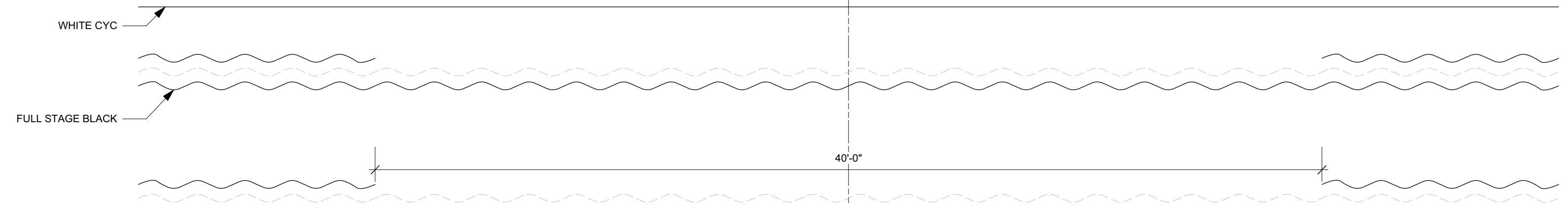

68	HVAC BLOCKADE BORDER
67	WHITE BOUNCE DROP
66	
65	
64	
63	
62	
61	ELECTRIC
60	
59	
58	WHITE CYC
57	BLACK SCRIM
56	
55	
54	
53	#5 LEGS
52	#5 BORDER
51	BLACK OUT CURTAIN
50	
49	
48	
47	
46	
45	#4 LEGS
44	#4 BORDER
43	
42	
41	
40	
39	
38	FLOWN AUDIO MONITORS
37	
36	
35	
34	ELECTRIC
33	
32	#3 LEGS
31	#3 BORDER
30	GRAY CURTAIN
29	
28	
27	
26	
25	
24	
23	
22	
21	
20	ELECTRIC
19	
18	#2 LEGS
17	#2 BORDER
16	
15	
14	
13	
12	
11	FLOWN AUDIO MONITORS
10	
9	
8	ELECTRIC
7	
6	#1 LEGS
5	
4	
3	#1 BORDER
2	HARD PORTAL
1	GRAND DRAPE



Title UIL OAP Region 1 6A contest		
Drawing Number Stage Dimensions	Drawn By M. Harvey	Date 2-19-19
CAD File Name Texas Hall New		



68	HVAC BLOCKADE BORDER
67	WHITE BOUNCE DROP
66	
65	
64	
63	
62	
61	ELECTRIC
60	
59	
58	WHITE CYC
57	BLACK SCRIM
56	
55	
54	
53	#5 LEGS
52	#5 BORDER
51	BLACK OUT CURTAIN
50	
49	
48	
47	
46	
45	#4 LEGS
44	#4 BORDER
43	
42	
41	
40	
39	
38	FLOWN AUDIO MONITORS
37	
36	
35	
34	ELECTRIC
33	
32	#3 LEGS
31	#3 BORDER
30	GRAY CURTAIN
29	
28	
27	
26	
25	
24	
23	
22	
21	
20	ELECTRIC
19	
18	#2 LEGS
17	#2 BORDER
16	
15	
14	
13	
12	
11	FLOWN AUDIO MONITORS
10	
9	
8	ELECTRIC
7	
6	#1 LEGS
5	
4	
3	#1 BORDER
2	HARD PORTAL
1	GRAND DRAPE



Title UIL OAP Region 1 6A Contest		
Drawing Number Lighting Areas	Drawn By M. Harvey	Date 2-19-19
CAD File Name Texas Hall New		