



8060 Spencer Highway, Pasadena, Texas 77505-5998
(281)542-2039 Fax (281) 542-2040
jerry.ivins@sjcd.edu

Spring, 2024

TO: Advancing Directors within Region III, 6-A One Act Plays
FROM: Dr. Jerry Ivins, Contest Manager

RE: One Act Play **Region III 6-A** Competition on **April 27, 2024**

Congratulations on your success at the Area contest! We look forward to having your company at San Jacinto College Central for the **Region III 6A** Competition on **April 27th**. We know that you and your students have worked many long hours to get here, and we want to assist you in any way we can.

Please note: In that each of you were here for the Area Contest, we will not be having an Organizational Meeting. All materials will be turned in at the Official Rehearsal. There will be a few differences from Area to the Regional Meet:

- The Official Rehearsal is 40 minutes. At State, you will have 50 minutes, but you will not have already performed your show on that stage. This time is primarily to setup, spike, disclose and to show anything new.
- The contest will also start earlier. Contest will start at 12:30 p.m.
- Light Cues already programmed – Changes must be made during the Official Rehearsal (Note: the light board patch has changed since the Area contest. No jump drives are allowed at the Official Rehearsal or Contest)
- Holding rooms will change.

On the pages below, please pay close attention to the deadline for Speechwire, cut scripts, and the fee check for the contest.

Thank you, and welcome!

Dr. Jerry Ivins
Artistic Director of Theatre and Film
San Jacinto College Central

One Act Play Director's Information

Contact Information

Dr. Jerry Ivins, Artistic Director of Theatre and Film, Contest Manager - 281.542.2039
Ms. Liz Freese, SJCC Technical Director, Contest Stage Manager - 281-478-3629
Mr. Jordan West, Facilities Coordinator, Front End Operations/Lighting - 281-476-1829
Mr. Richard Turner, Director of Acting, House Manager - 281.478.3646
Contest Adjudicators: Scott Schumann-Acting, Rachel Smith, Freddie Buckner

Non-Mandatory Organizational Meeting For Directors, Cast, Crew and Staff

When: No Meeting for Region III 6A

Contest - Saturday, April 27th

Rehearsals are 40 minutes in length. Performances are back-to-back and start at 12:30 p.m. Critiques will take place after all the performances, but before the Awards.

Please Note: A one-time admission charge of \$10 will be collected from anyone not listed on the Online Enrollment. Please inform all high school administrators that this charge applies to them, as well. UIL monies paid to each high school district do not include Area, Regional, and State competitions. Please inform all of your supporters: Due to years past, no checks will be accepted. **We do not have a credit card machine.**

School	Performance Order	Arrival/ Dock	Rehearsal Times** Saturday, April 27	SW
1B –		6:00 am	6:30 a.m. – 7:10 a.m.,	
1C –		6:45 am	7:15 a.m. – 7:55 a.m.,	
2A –		7:30 am	8:00 a.m. – 8:40 a.m.,	
2B –		8:15 am	8:45 a.m. – 9:25 a.m.,	
2C –		9:00 am	9:30 a.m. – 10:10 a.m.,	
1A –		9:45 am	10:15 a.m. – 10:55 a.m.,	

**** If schools would like to switch their rehearsal times due to distance, please contact the other Directors. If both Directors agree, send an email to Dr. Ivins prior to the rehearsal date.**

Day of Competition – Meeting Times

All Contest Participant Meeting with the Adjudicator – Immediately following the last school rehearsal. (Around 11 a.m.)
Director's Meeting – Immediately following the All-Contest Participant Meeting with the Adjudicator

One Act Play Director's Checklist

(Must be submitted no later than the Official Rehearsal)

- **1 Updated Script with cuts marked and live music cues clearly entered**

NOTE: There will be a Script Integrity Reader following the script during each performance of the Contest. Please go over your cuttings prior to contest. (No photocopies unless public domain or with publisher/playwright permission)

- **3 additional Scripts – Please mail one script ASAP to the following:**
 - Freddie Buckner - 12726 Porter Meadow Lane
 - Rachel Smith - 1671 Chilton Lane, Katy TEXAS, 77493
 - Scott Schumann - 125 Lady Bug Rd, San Marcos TX, 78666
 - Community Standards and Copyright Compliance Form
 - UIL documentation for additions to the unit set
 - Documentation for Royalty Payment and Right to Cut Script
 - Substitution Form with changes to Speechwire
 - UIL Letter of Script Approval (If not on the Approved List)
 - Documentation provided by UIL/Paula for any special request approval
- Check for \$900 Fee (Made out to SJC Central). **Do NOT mail!** This must be hand delivered to the Contest Manager in person no later than the official rehearsal.
 - Lighting Cue Sheet (Questions, please contact Jordan West at 281-476-1829)
- **Please look below in this document for the assigned spike tape color. Schools are to provide their own spike tape.**

One Act Play Contest and Rehearsal Information

(Please read thoroughly with your students. Schools are responsible for this information)

Pre-Rehearsal Load-in Check:

- Please arrive at the Loading Dock **promptly at your arrival time**. We start all rehearsals as early as possible. Sometimes we run more than 30 minutes ahead of the posted times.
- Items will be moved off the truck and into the loading dock area during this time.

Rehearsals/Host:

- Once you have loaded all items off your truck for the rehearsal, please move your truck to parking **lot #3**, immediately. This must be done no later than the start of your rehearsal. **No buses or trucks may be parked in Parking Lot #4, at any time. Campus Police will ask all trucks to be moved from lot #4, immediately.**
- 4 Alternates listed on the Online Enrollment may assist with spiking the set and assist from the audience. Alternates may not be backstage during the official rehearsal. **Any extra students not on the Eligibility Notice must be in constant supervision by an employee of your District and remain out of the Fine Arts building until the performances start. Unsupervised children are a liability for the College and are not part of the official contest. SJC has a Student Center, café and/or an outdoor courtyard. However, we will be having an honor crew, if your students are interested. Email with info to follow.**
- You have **40 minutes** to use as you will. This time includes your set-up (from the loading dock to stage), and strike (from stage to storage area). Do not drag or push any items. At this level of competition, you are not expected to have time to run your entire show. Please be prepared to only complete the following:
 - Full Technical Disclosure (Priority #1). **This includes blood, baby powder and any other usage that may make the stage slick or sticky. You must show the exact amounts you are using and the clean-up.**
 - Set up and spike the set.
 - Check Light and Sound Cues/Levels.
 - Check Actor vocal levels and key performance blocking.
 - Show Contest Manager or Contest Stage Manager weapons and fight choreography.
 - Strike to storage/holding areas.
 - Rehearse Start and Ending of the production. The Host Site reserves the right to stop your rehearsal at the last ten minutes to rehearse the Start and Ending of the production if you have not already done so. Please plan accordingly.
- **Be prepared for Full Technical Disclosure.** This means you must show all technical aspects of the show at the rehearsal. Place all set items, properties and set dressings on the stage. We must see everything to approve. No new items should be placed on stage during your performance. Show all questionable blocking and stage combat.
- Plan on leaving your materials with us. You will not have access to the loading dock after the rehearsal.
- Glow-tape is allowed as long as it is placed on stage during the 7-minute set up, and completely struck during the 7-minute strike time.
- Please periodically ask the Contest Stage Manager for the remaining time you have during your rehearsal. The Contest Stage Manager will give a verbal warning to one of the Directors with 5 minutes remaining, and a one-minute warning thereafter until one minute is left. Please do not go over time.
- You will be able to place items in your holding/dressing rooms after your rehearsal. Rooms subject to reassignment based on special needs and size of the cast. Changes will be communicated through email.

High School	Spike Tape	Holding/Dressing Room – Info subject to change
	Green	C-13.106 (Make-up Room) and C-4.116 (Admin Building) **
	Orange	C-13.131 (Scene Shop) (Extended storage for all schools)
	Yellow	C-13.110 (Theatre Classroom)
	White	C-13.116 (Arena Theatre)
	Blue	C-13.125 (Video Studio)
	Pink	C-13.127 (Costume Shop)

****NOTE - This room must clear out all items within one hour following their show. The room is used for inclement weather. A holding room in the adjacent building will be available for this school to relax during the day.**

Holding/Dressing Rooms:

- Although assigned above, holding rooms may be reassigned right before the contest by the Contest Manager.
- Most rooms do not have mirrors, please plan accordingly.
- No food or drink is allowed in the holding/dressing rooms in the Fine Arts/Admin buildings (water is permissible). Do not store food and drinks in the building, without Contest Manager approval. Violation could be considered a transgression of the UIL code of conduct rule. Items are available in the lobby of the theatre (hotdogs, candy, drinks) for purchase. Do not bring outside food or drinks into the lobby. Please inform Parents and Supporters that they may not bring food or drinks into the building/lobby, and make sure they do not ask the Contest Manager or anyone from the Host school to assist with the food or drinks. Food/Drinks are allowed outside, but only behind the Fine Arts building (facing the courtyard). **Do not set up facing the parking lots.** Schools are responsible for disposing of all trash. Make sure all Parents and Supporters know that they cannot enter the building backstage, even to go to the bathroom.
- Only those names entered online as cast, crew, alternates and directors will be allowed backstage and in holding/dressing rooms. Directors and participants **MUST** wear the contest badges at all times. All who are not wearing badges will be asked to leave immediately. No questions asked. Badges will allow the student and director to attend all productions for free. If a badge is lost, a ticket must be purchased. Do not give badges to parents, supporters, or other students not on the eligibility list. **Violations will be reported to the State.**

On Stage Set Up for Performance:

- Prior to the official set up, the cast and crew may move their set materials from the storage space to a specified location in the hallway immediately behind the performance space. This must be done quietly. **Absolutely no running! Safety FIRST!** Prior to the 7-minute start, each participant may bring one **hand-held** item onto the stage. **No rolling carts or unit set pieces may be brought on early, only hand-held items.**
- Schools have 7-minutes to move their set from behind the stage and construct their set/tech. Also, during this time, set all props that will be needed for the opening of the show. Careful not to drag or push anything.
- The Contest Stage Manager will give the company audible warnings at one-minute intervals beginning at five minutes through the end of the time. (ie. 5 minutes remaining.)
- The school's time will start/stop after the agreed upon signal is given to the Contest Stage Manager.
- Schools have a choice to set up in front of or behind the curtain.
- The performance time shall begin no more than 60 seconds after the Contest Manager announces the 60 second start during the pre-show announcements unless the Contest Manager calls a "time-hold." The Contest Manager will meet the cast backstage, send the Directors to the front of the house, and will confirm that the Adjudicator(s) is in place. He will then make announcements to the audience and announce that the 60 seconds has started.
- The Contest Stage Manager will give a verbal warning to the student Stage Manager, or their agreed upon proxy, when the one minute has begun. A countdown based on 10 second intervals will be communicated by the Contest Stage Manager to the school's Stage Manager or designee.
- Actors may go to places during these 60 seconds or during the announcements.
- Actors may not carry sets or props on stage during this minute, unless used during their first entrance.

Performance:

- Please inform your supporters that performances will start back-to-back without an intermission.
- Remember, any signal from behind the wings and/or from the audience to the performers on stage is considered "prompting." Any use of cell phones on stage or backstage during the show will be considered prompting. Absolutely no cell phones are allowed, unless used as a prop in the show. **Note: Light/Sound booths are considered as "backstage." No cell phones are allowed in these areas, as well.**
- During your show, please move your truck to the loading dock after the previous school vacates the area.
- The Contest Stage Manager will give a single verbal warning by way of the intercom headset to the student Stage Manager, or their agreed upon proxy, that 15 minutes and 35 minutes (to the end of the time) have elapsed. It is then the responsibility of the performing company to end their show on time, and not go under the 18 minutes or over the 40-minute limits. These procedures to be followed shall be reviewed with each cast at the official rehearsal and reviewed with directors at the Director Meeting.

Strike:

- The strike will follow immediately after the performance, and the time will start/stop after the first/last individual crosses the designated area, or an agreed upon signal. **Absolutely no running! Safety FIRST!**
- In your strike, you have 7 minutes to accomplish the following tasks: Unit Set to its storage area; schools set pieces to **outside** the **loading dock (completely outside)**; and the stage cleared. Do not drag or push. **Exception: Due to inclement weather, the first school to perform will have cleared all materials out of the Make-up room. If there is rain, schools can strike to this room, but still must complete the loading outside to their truck within 40 minutes following their performance.**
- In the past, the site crew assisted in the cleanup due to the stage not being in “ready” state for the next school within the 7-minute strike. Continuing this year, no site crew will assist with any clean up, and the stage must be in perfect condition for the next school within the 7-minute strike. If the next show is delayed in any way, the time may be charged to the previous schools 7-minute strike. This includes the stage being slippery or sticky. The Contest Manager and/or Contest Stage Manager will give a verbal statement if the stage is cleared to end the strike. **Going over in a clean-up could cause a non-advancement to occur. Please refer to pages 84 and 85 of the Handbook.**
- The Contest Stage Manager will give the company audible warnings at one-minute intervals beginning at five minutes through the end of the time. (ie. 5 minutes remaining.)

Timekeepers:

- A minimum of two timekeepers shall record each of the timed elements. The lowest time shall serve as the official time. Two timekeepers will be backstage, The Contest Stage Manager and Contest ASM.
- Your official start and stop times were communicated to the Contest Stage Manager during the rehearsal. Any changes to these times should be discussed during the Director’s Meeting.
- Realize that the time will start on the first evidence of sound, lights, and/or character movement.

Panel Judging:

- Critique draw will take place after the tabulation results. Two draws will take place: One for advancing plays and one for non-advancing plays. Each adjudicator will critique an advancing play (At Regionals, the Acting Adjudicator will be assigned the alternate play). Critique assignments shall not be revealed to the adjudicators until after all the performances and the decisions for the contest have been rendered.
- For the Area and Regional contests, the State UIL Office will designate the Adjudicator that will make all individual acting award decisions. For all other contests, the first Adjudicator hired prior to Nov. 1st.
- During the Performance:
 - Adjudicators must see the show from the same POV. Three tables will be placed ne same row, and the adjudicators will be spaced out accordingly.
 - Adjudicators will be housed in separate locations and will not be allowed to discuss the performances.
- After the Performances:
 - The Adjudicators will rank the plays 1st to last on the ranking ballot.
 - The Contest Manager, with an adult assistant, will enter the results in the TTAO Tabulation Software.
- The Critiques will be conducted in the same order as a non-panel contest. Simultaneous critiques will be given.
- Evaluation Forms, a copy of the TTAO Tabulation Software results, and scripts will be given to schools following their critique.

Site Crew:

- SJCC will provide the following Site Crew: Contest Stage Manager, Lighting, Sound, Dock/Fly.
- They will assist you at your rehearsal and your performance. You may ask them to operate the consoles and curtain, or you may have your technicians operate. If the Site Crew is asked to operate, they must be given cues by one particular designated person only.

Unit Set:

- SJCC will provide the Unit Set that all schools will use. Please remember that you can only have the designated number of unit set pieces in a show.
- We have one door, one window and one French door. Please inform the Contest Manager prior to the contest if you are bringing additional door or window units. They are to be made available to all shows.
- The school’s personnel will be responsible for moving the Unit Set from its backstage storage position to the stage, and for returning it to the storage position as per the Site Contest Stage Manager’s instructions.
- Unit set can be downstage of the main curtain, with restrictions: a. Nothing over 6’ b. Nothing, if falling, can reach the audience.

Intercom/Curtains:

- Headsets will be Backstage Right (2), Backstage Left, Sound and Lighting Consoles.
- All companies are to use the in-house intercom system provided to all companies. **Any personal communication systems must be approved by the Contest Manager during the rehearsal.** Strong justification will be needed, and approval is rarely given.
- Curtains are drawn from stage right.

Sound:

- Please inform the Contest Manager if you need microphones for use backstage.
- SJCC will provide a hook-ups for one additional device (1/8" audio jack).
- If you need to connect to a computer, you must bring your own computer.

Atmospherics:

- Atmospherics may be used.

Lighting:

- 25 Areas (From Stage Right to Stage Left): DS Apron = 1-5, US Apron = 6-10, DS = 11-15, C = 16-20, US = 21-25 (All areas include an LED Backlight).
- We provide a full stage Red, Green, Blue, Pink, Amber, and Purple Wash. The LED cyc is available for use, or color may be used on the back blacks.
- Our lightboard is an **ETC ION XE**.
- **Note: No jump drives are allowed during official rehearsals or contest.**

House Policies:

- **Late seating will take place during the first 20 minutes of the show but will be limited to the back row. Late seating will not be allowed anywhere but the back two rows.**
- No recording devices or cell phone usage of any kind.
- Concessions will be available during the intermissions but must be consumed in the Lobby.
- Performances will be stopped due to technical problems that fall under the control of the Site Crew and the Contest Manager deems it to be too distracting to allow the play to continue. Also, if the Critic Judge determines that the audience behavior is preventing him/her from hearing or concentrating.

Conduct:

- The Ethics Code (Section 1034) will be strictly followed and enforced, especially in reference to conduct while interacting with the adjudicator during critiques. This interaction includes treatment of the SJCC personnel. Any and all violations will be reported to the State League Office.
- **Please note that all participating members of a production must be present during their play's critique.** According to Handbook for One Act Play, "The entire company is required to attend their critique. Plays that are deemed ineligible for advancement or ranking are required to attend critique. Exceptions may be made for health issues, due to conflicts with other contests or events where the absence is approved by the school's administrator and the State. In all cases, arrangements will be made to formally discuss the critique with those students. Only those students that are directly involved and previously approved by the State will be allowed to leave. The waiver form can be found under "Resources and Forms." Failure to attend or follow through on the approved protocol may be considered a violation of the ethics code. Notify the Contest Manager prior to the beginning of the contest when health issues or conflicts prevent you or any company member from hearing your critique by providing the approved waiver provided by the State Office. Notify the Contest Manager of emergency situations that arise after the beginning of the contest. Failure to do so shall be considered a violation of the One-Act Play Contest Ethics Code. Recording the adjudicator's critique requires the permission of the critic adjudicator."
- No Food or Drink allowed except in the Lobby (Host's Concessions) and outside.
- Do not attempt to go Backstage to the storage areas except during your allotted times.

What Can Get a School's Production Declared Ineligible for Advancement?

- Entries may only be declared ineligible for advancement or ranking for the following violations:
 - Use of ineligible students; Exceeding the number allowed in the performing company; Exceeding the time limits on performance and set-up and strike; The use of firearms; The use of explosives and combustible materials; The use of additional unit set; The director being in the backstage areas or communicating with the company during the performance.

Alternates:

- Alternates are allowed:
 - To assist in the loading and unloading of the school's truck at the loading dock. Spike the set.
 - Assist from the audience during the Official Rehearsal.
 - To attend the meeting with the adjudicator(s) that takes place prior to the Director's Meeting.
 - To assist in the holding/dressing rooms under the school Director's supervision, but must be sent into the house while the cast and crew go onstage. During the performance, alternates are the exclusive responsibility of an adult of the school district and must be accounted for. They must watch the show. **Please note: This is a liability issue for the College and UIL. For this reason, unsupervised students on campus will not be tolerated. They MUST stay in the designated areas and must be always accounted for.**
- Due to a 1000-seat hall, seven seats will not be reserved for directors and alternates (but are guaranteed). They get in free with the badge. Badges issued must be worn at all times. Lost badges will cost \$10 to replace.
- Parents and other supporters are only allowed in the auditorium during performances and critiques. They cannot under any circumstances enter the building backstage.

Awards:

- Standard selection procedures & awards as per the UIL Handbook will be given.
- School Directors: Please let the Contest Manager know when your school is present for awards.
- The Contest Manager will present one individual tech award from each production, and an overall tech crew award to one production. Technicians must be clearly marked in the program, and not listed as actors.

Critique:

- All must attend. Contest Manager must be notified before the day of the contest if a participant will miss the critique. They may only miss due to health or a conflicting UIL event.
- Due to all critiques taking place before the Awards, critiques will be based on performance order.
- Communicate to your students that a critique is not a justification of the Adjudicator's decisions.
- Due to multiple contests within a short period of time, this contest will have simultaneous critiques.

Load-Out:

- Load out will take place immediately following the school's performance. Strike all materials outside to the dock. After the materials are outside, anyone can assist loading them into the vehicles. In the case of inclement weather, items will be stored in the following holding room: C-13.106 (Make-up)

Please Locate The Following Pages Below:

- **SJC Invoice for the Contest Fee**
- **Suggested Hotel Accommodations**
- **Lighting Cue Sheets**
 - Please print, fill out and give to the Contest Lighting Designer at the Non-Mandatory Meeting, or fax to 281.542.2040, if you choose. Word Documents can be emailed if requested from Dr. Jerry Ivins, 281.542.2039 or email jerry.ivins@sjcd.edu.
- **Lighting Magic Sheet**
- **Lighting Areas**
- **Stage Dimensions and Curtains**
- **UIL Slocomb One Act Map - Shows holding and storage areas.**
- **San Jacinto District Aerial Map**
- **Pictures and dimensions of the facility doors.**
- **SJCC Campus Map for Patrons, Busses and Trucks**
 - Contest held in the Richard S. Slocomb Fine Arts Building Auditorium, #12 on the map. 8060 Spencer Highway, Pasadena, TX, 77505 for www.mapquest.com usage. Guests and contest participants please park in student parking in Parking Lot Area #4, and busses and trailers please park in Parking Lot Area #3 as close to Spencer Highway during campus hours, M-F 8 to 5.



OFFICE OF THE DEPARTMENT OF THEATRE AND FILM
DR. JERRY IVINS, ARTISTIC DIRECTOR

8060 Spencer Highway, Pasadena, Texas 77505-5998
(281)542-2039 Fax (281) 542-2040
jerry.ivins@sjcd.edu

www.Facebook.com/SJCC.Theatre.Film
arts.sanjac.edu/theatre-central

San Jacinto College Central 2024 UIL One Act Play Contests

5A – Region III – April 26th

6A – Region III – April 27th

Invoice

Description

\$900 Fee for Regional Competition
(Make check out to San Jacinto College)
(Do not mail - Bring the check to the official
rehearsal on the day of the contest)

Amount To Be Paid

\$900

For More Information, Contact:

Dr. Jerry Ivins

281-542-2039

Jerry.Ivins@sjcd.edu



**La Quinta Inn & Suites
1400 E. Blvd.
Deer Park, TX 77536**

Contact Lisa Overland for corporate rates!

Lisa.Overland@Wyndham.com
(810)428-7756

**San Jacinto College Preferred
Rates**

**Click the link to make reservations at
the preferred San Jacinto College Rates**

[La Quinta Inn & Suites by Wyndham Deer
Park Rooms & Rates \(wyndhamhotels.com\)](http://wyndhamhotels.com)

\$89 plus tax

- *Free Breakfast**
- *Free Wifi**
- *Indoor Pool**
- *Business Center**
- *Spacious Rooms**
- *Mini-Refrigerator and microwaves**
- *Meeting Space**



LIGHTING CUE SHEET UIL OAP COMPETITION - SAN JACINTO COLLEGE

AREA #	1	2	3	4	5	6	7	8	9	10	11	12	13	14	15	16	17	18	19	20	21	22	23	24	25
FRONT WARM CH#	1	2	3	4	5	6	7	8	9	10	11	12	13	14	15	16	17	18	19	20	21	22	23	24	25
LEVEL %																									
FRONT COOL CH#	26	27	28	29	30	31	32	33	34	35	36	37	38	39	40	41	42	43	44	45	46	47	48	49	50
LEVEL %																									
LED BACK CH#	51	52	53	54	55	56	57	58	59	60	61	62	63	64	65	66	67	68	69	70	71	72	73	74	75
LEVEL #																									
RED %																									
GREEN %																									
BLUE %																									
	<u>CYC INTENSITY</u>	<u>CYC RED %</u>	<u>CYC GREEN %</u>	<u>CYC BLUE %</u>	<u>CYC WHITE %</u>	STAGE WASHES							<u>RED WASH</u>	<u>GREEN WASH</u>	<u>BLUE WASH</u>	<u>PINK WASH</u>	<u>AMBER WASH</u>	<u>PURPLE WASH</u>	<u>HOUSE LIGHTS</u>						
CHANNEL #	81												Fader	Fader	Fader	Fader	Fader	Fader	110						
LEVEL %																									
CUE# _____ OF _____ TIME: _____ 's UP/ _____ 's DOWN																		(IF THIS IS THE DEFAULT FADE TIME FOR ALL CUES PLEASE CHECK BOX) <input type="checkbox"/>							
NOTE: AREAS RUN FROM STAGE RIGHT TO STAGE LEFT										IS THIS A SAME LOOK AS ANOTHER CUE? IF SO, WHAT CUE # _____															

AREA #	1	2	3	4	5	6	7	8	9	10	11	12	13	14	15	16	17	18	19	20	21	22	23	24	25
FRONT WARM CH#	1	2	3	4	5	6	7	8	9	10	11	12	13	14	15	16	17	18	19	20	21	22	23	24	25
LEVEL %																									
FRONT COOL CH#	26	27	28	29	30	31	32	33	34	35	36	37	38	39	40	41	42	43	44	45	46	47	48	49	50
LEVEL %																									
LED BACK CH#	51	52	53	54	55	56	57	58	59	60	61	62	63	64	65	66	67	68	69	70	71	72	73	74	75
LEVEL #																									
RED %																									
GREEN %																									
BLUE %																									
	<u>CYC INTENSITY</u>	<u>CYC RED %</u>	<u>CYC GREEN %</u>	<u>CYC BLUE %</u>	<u>CYC WHITE %</u>	STAGE WASHES							<u>RED WASH</u>	<u>GREEN WASH</u>	<u>BLUE WASH</u>	<u>PINK WASH</u>	<u>AMBER WASH</u>	<u>PURPLE WASH</u>	<u>HOUSE LIGHTS</u>						
CHANNEL #	81												Fader	Fader	Fader	Fader	Fader	Fader	110						
LEVEL %																									
CUE# _____ OF _____ TIME: _____ 's UP/ _____ 's DOWN																		(IF THIS IS THE DEFAULT FADE TIME FOR ALL CUES PLEASE CHECK BOX) <input type="checkbox"/>							
NOTE: AREAS RUN FROM STAGE RIGHT TO STAGE LEFT										IS THIS A SAME LOOK AS ANOTHER CUE? IF SO, WHAT CUE # _____															

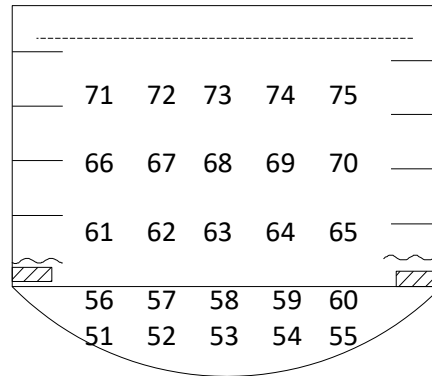
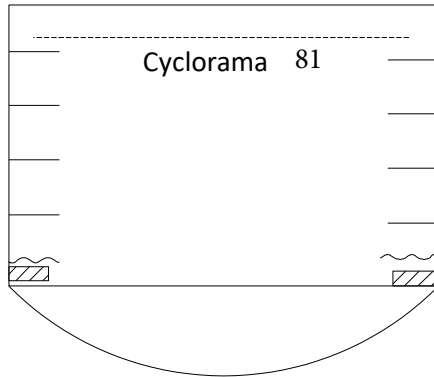
Magic Sheet

Slocomb Theatre

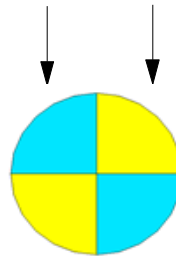
Updated: February 6, 2024

Updated by Jordan West

LED Channels



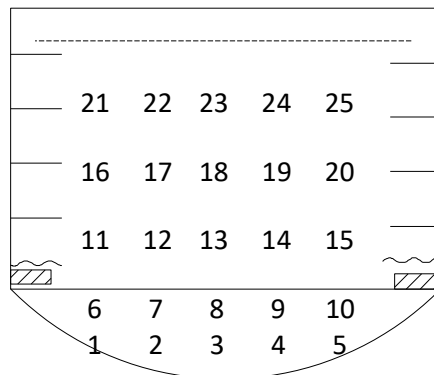
LED



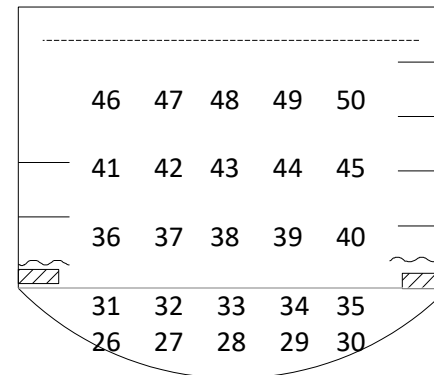
Warm R3409
Key Light

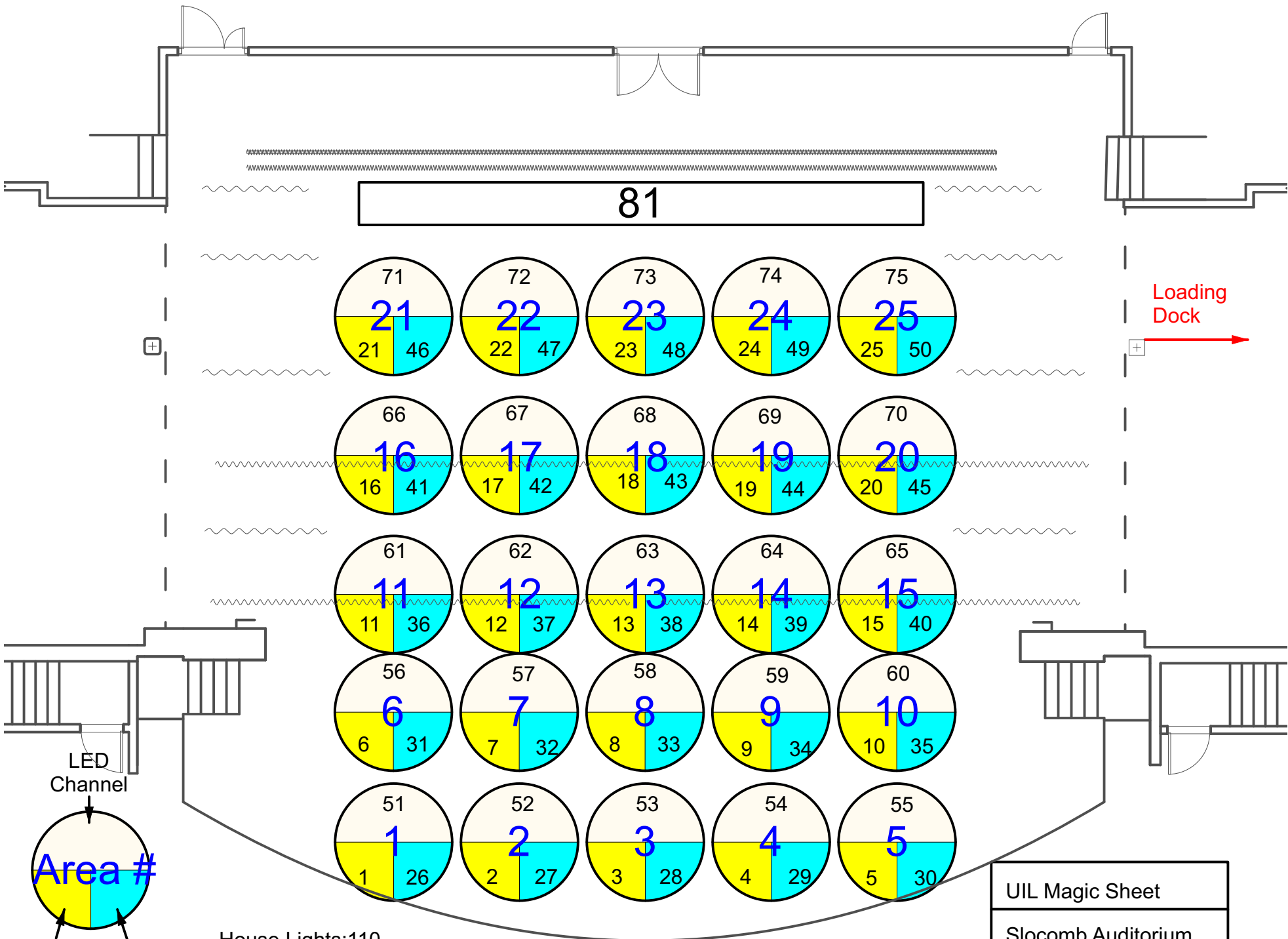
Cool R64
Fill Light

Warm Channels

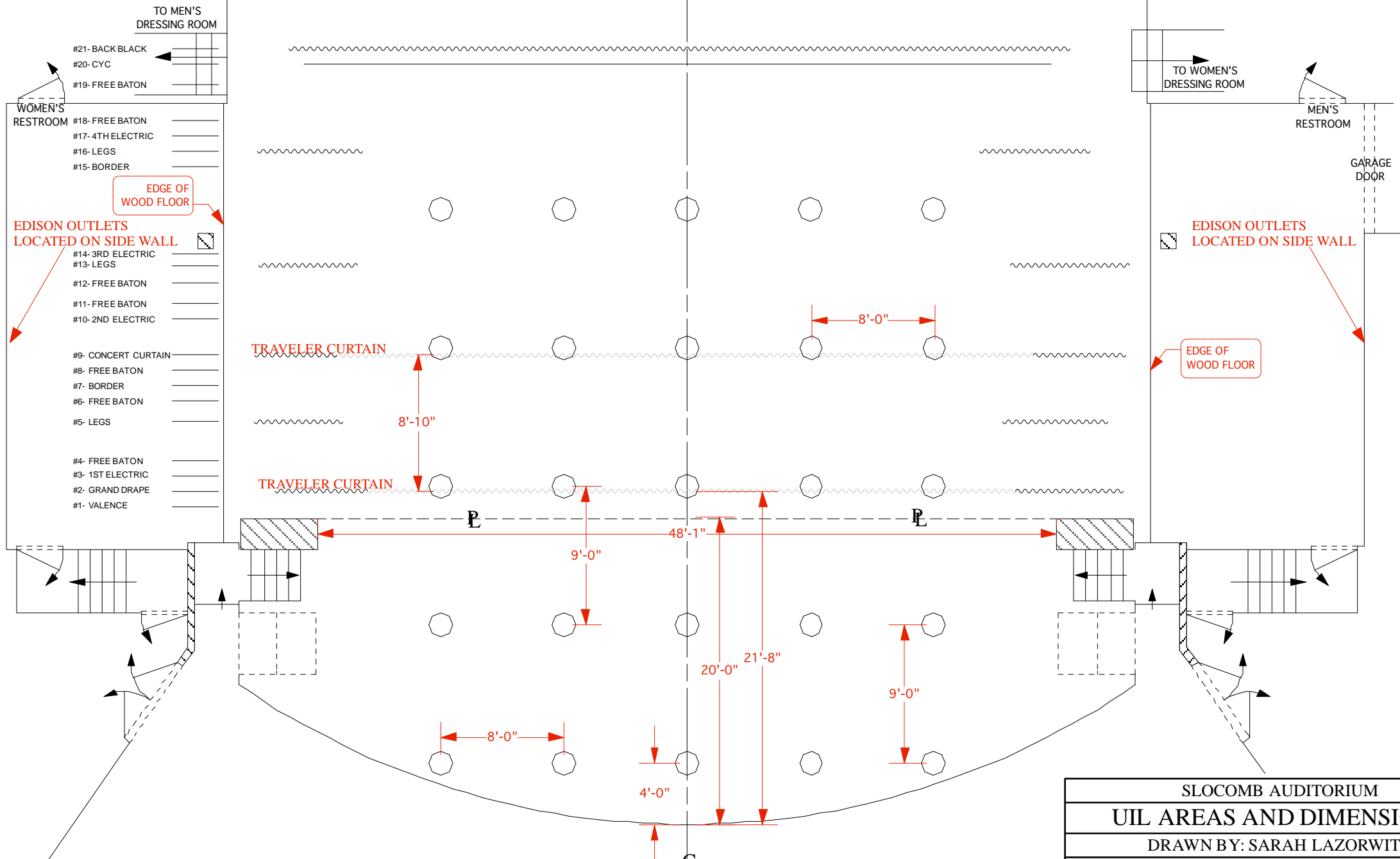


Cool Channels





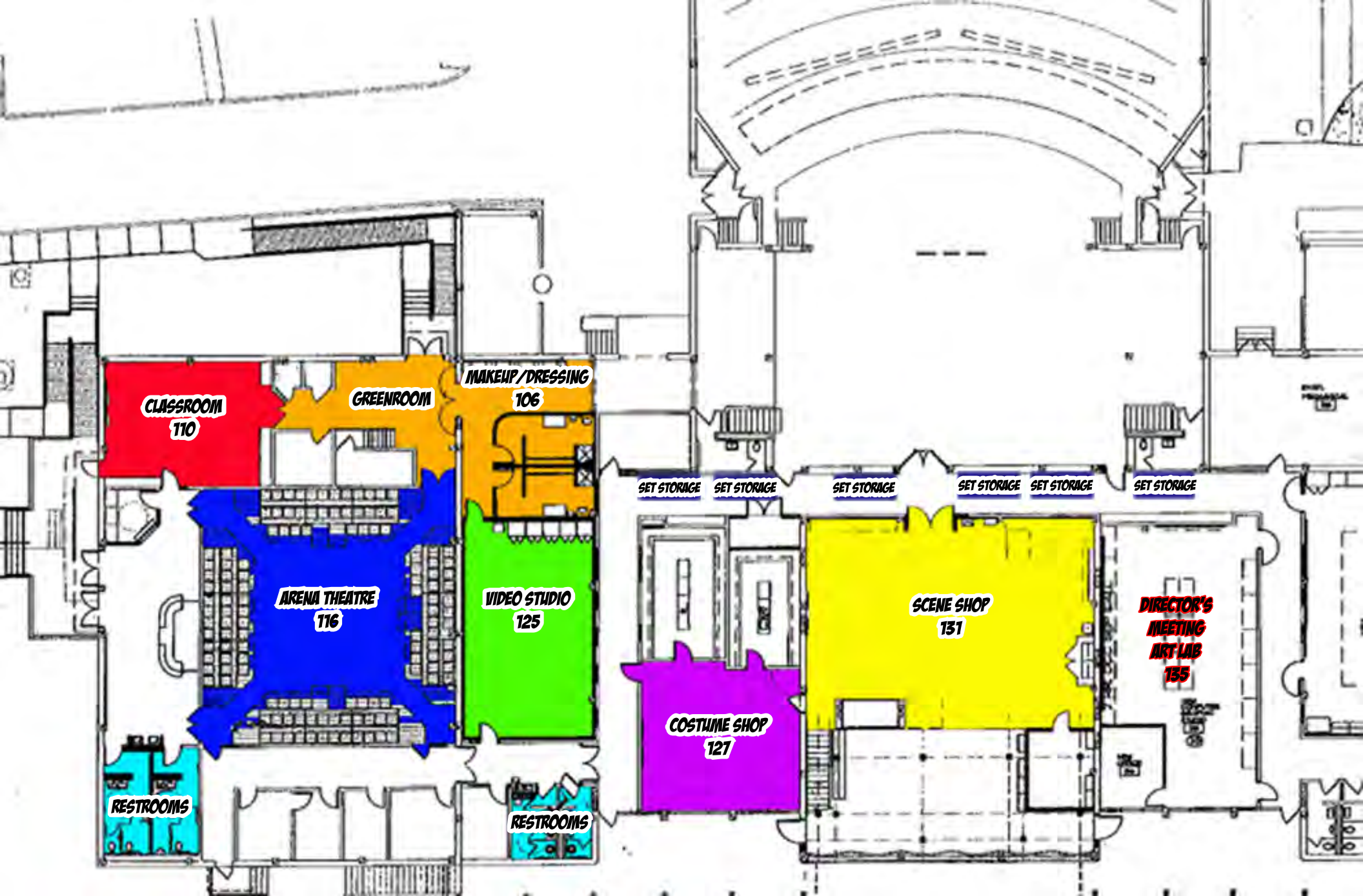
House Lights: 110
Work Lights: 111



- TO MEN'S DRESSING ROOM
- #21- BACK BLACK
- #20- CYC
- #19- FREE BATON
- WOMEN'S RESTROOM
- #18- FREE BATON
- #17- 4TH ELECTRIC
- #16- LEGS
- #15- BORDER
- EDGE OF WOOD FLOOR
- EDISON OUTLETS LOCATED ON SIDE WALL
- #14- 3RD ELECTRIC
- #13- LEGS
- #12- FREE BATON
- #11- FREE BATON
- #10- 2ND ELECTRIC
- #9- CONCERT CURTAIN
- #8- FREE BATON
- #7- BORDER
- #6- FREE BATON
- #5- LEGS
- #4- FREE BATON
- #3- 1ST ELECTRIC
- #2- GRAND DRAPE
- #1- VALENCE

- TO WOMEN'S DRESSING ROOM
- MEN'S RESTROOM
- EDGE OF WOOD FLOOR
- EDISON OUTLETS LOCATED ON SIDE WALL
- GARAGE DOOR

SLOCOMB AUDITORIUM	
UIL AREAS AND DIMENSIONS	
DRAWN BY: SARAH LAZORWITZ	
PLEASE PRINT ON LEGAL PAPER TO KEEP IN SCALE	
SCALE: 1/8" = 1'-0"	DATE: FEBRUARY 4, 2009



**CLASSROOM
110**

GREENROOM

**MAKEUP/DRESSING
106**

**ARENA THEATRE
116**

**VIDEO STUDIO
125**

RESTROOMS

RESTROOMS

SET STORAGE

SET STORAGE

SET STORAGE

SET STORAGE

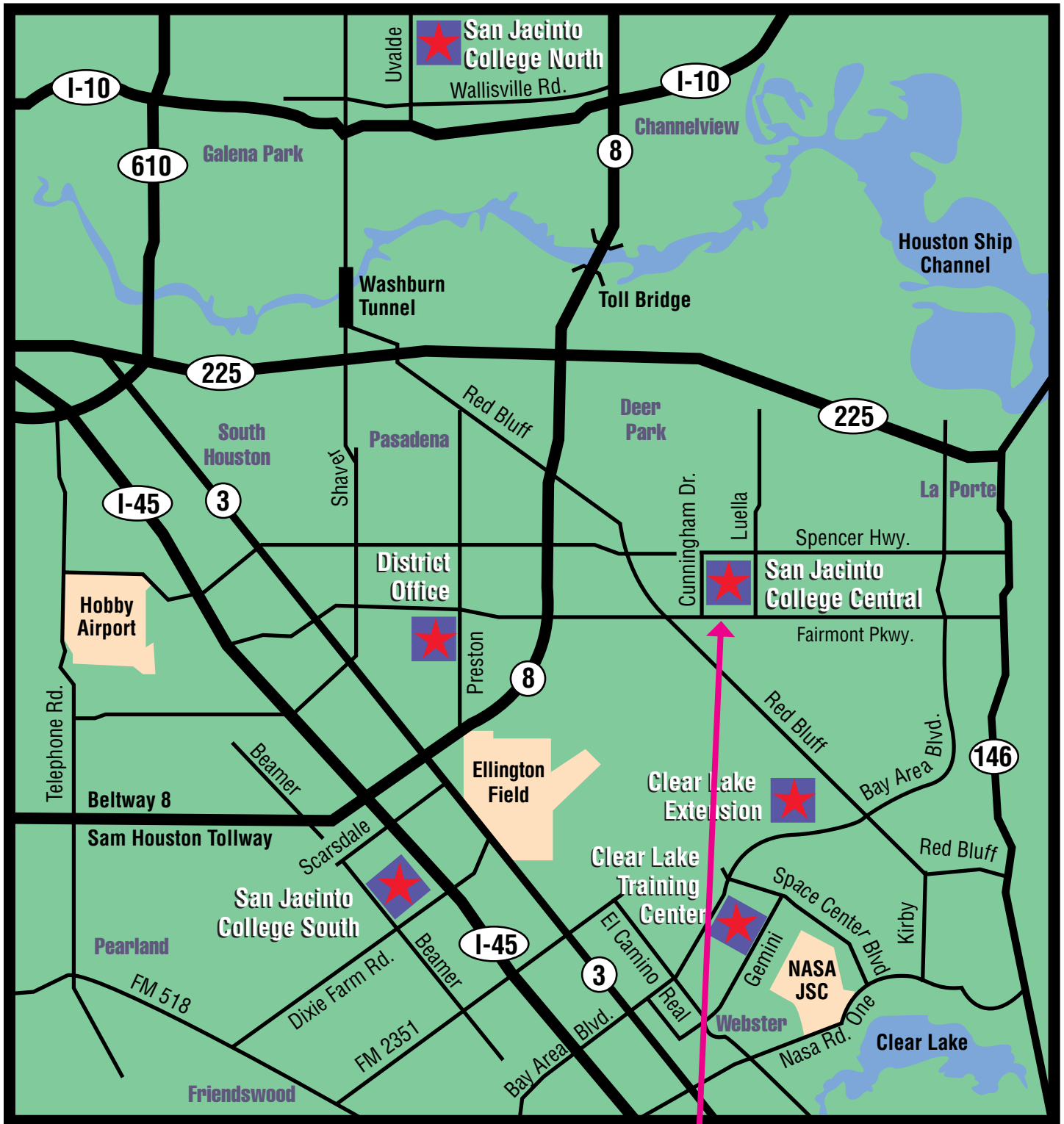
SET STORAGE

SET STORAGE

**COSTUME SHOP
127**

**SCENE SHOP
131**

**DIRECTOR'S
MEETING
ART LAB
135**



San Jac Central Campus

Da Doors!!!

Da Doors!!!

NOTICE: These dimensions are not the extreme perfect dimensions of the doors frames.

Width!!!

The most accurate dimension is the width of each door for maximum clearance. This accounts for the door propped open and measurement taken from handle to handle.

HEIGHT!!!

The most accurate measurements are the loading Dock Doors. ALL Others have hinges that may impede clearance. IF your equipment/scenery fits the exact height AND WIDTH, contact us. We will need pictures and dimensions of what is being loaded in.

As always we want to provide the best opportunity for success.

Please contact Dr. Jerry Ivins for any questions you may have regarding facilities.

**Thank you,
SAN JACINTO THEATRE**

Scene Shop Doors!



***The most narrow point here are the handles.
Handle approx. 38" from the floor and roughly 2.5" wide.***

Again, Height is for maximum clearance accounting for hinges. If your piece is exactly 7' 8" please send pictures with dimensions and contact us.

UPSTAGE CENTER DOORS!



While this door will provide significant clearance, the storage boxes in this hall way are only 4' x 12'. The fire code requires we allow for 3' of clearance.


All 3 LOADING DOCK DOORS



These are the main Loading Dock Doors to the facility.


All 3 doors are 7' 11" x 7' 11".

Make Up Room Clearances!



While the loading dock door is almost 8' wide, the countertop narrows the room by over a foot.

Green Room/ARENA LOADING DOOR!

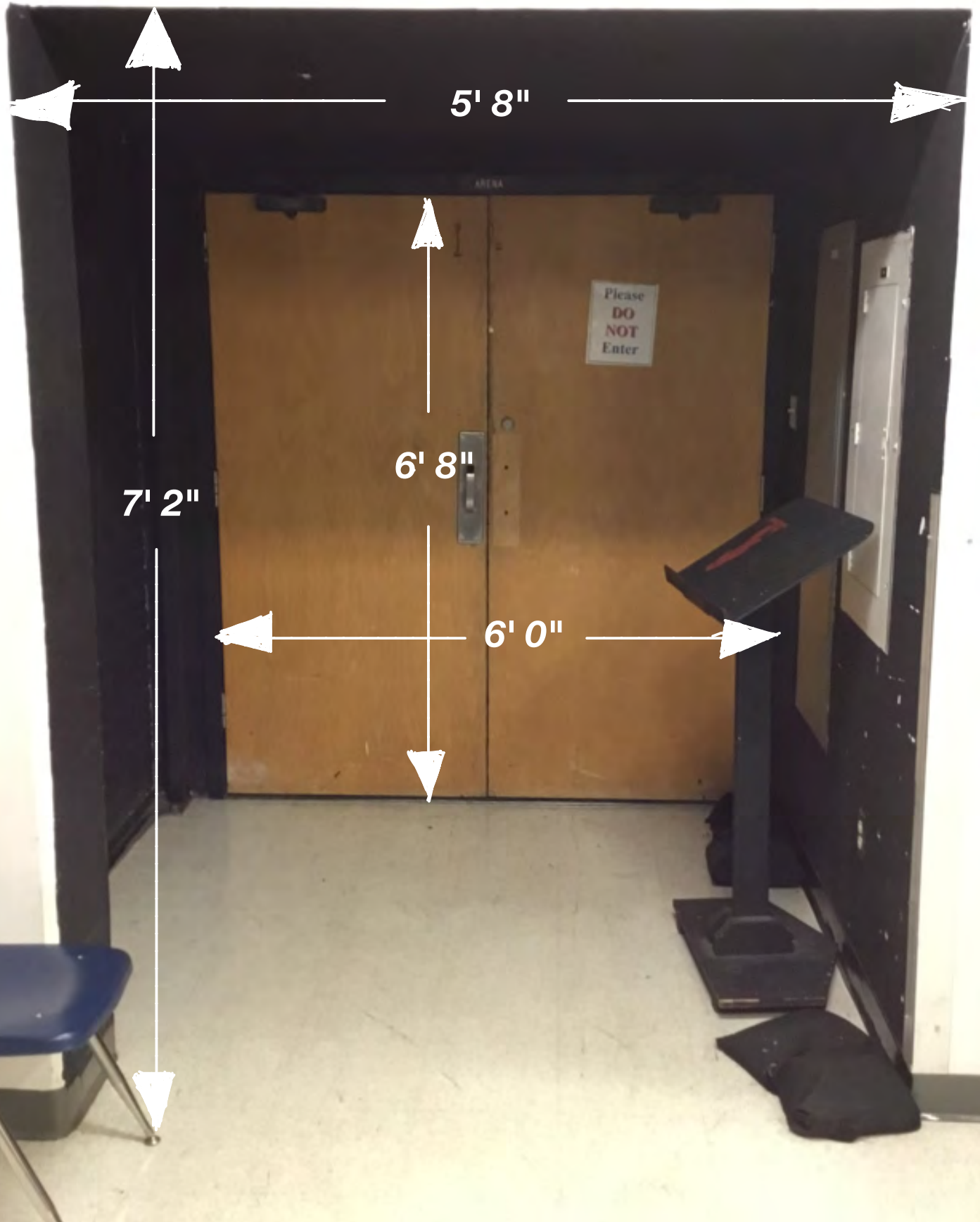


The center brace of these doors can be removed if necessary.




Railing width is 46" at it's most narrow point.

Powell Arena, Alcove C/Green Room Door



Green Room/Class Room 110 Doors





This illustration may not be clear so here is a repetition of the dimensions:

Dock height: 3' 2" off the ground

Dock width: 5' 8" from brick wall to edge



***Dock length: 14' 4" from ladder to edge of the top step
In the right of the this picture.***

Central Campus

- 1 Interactive Learning Center
- 2 West Classroom Building
- 3 Administration Building
- 4 East Classroom Building
- 5 Music Building
- 6 Education Center-Lab School

- 11 Health Science
- 12 **Slocomb Auditorium**
- 13 **Fine Arts**
- 14 Student Center
- 15 Davison Tech
- 16 Ball Tech
- 17 Anderson Tech
- 18 Gymnasium
- 19 Science Building
- 20 Frels Building
- 21 Library

- 26 Transportation Center
- 27 Athletic Track
- 30 Non-Destructive Testing
- 31 Technical Education
- 32 Welding and CTD
- 34 Maintenance Building
- 40 Tennis Courts
- 41 Volleyball Courts
- 42 Dormitory/Pro Shop

-  Designated Campus Entry
-  Emergency Assistance Phone



Slocomb - Patron Entrance

Loading Dock

Loading Dock Driveway

Patron Parking (use Student Spaces)

Parking For Trucks and Buses

Enter Campus "D", From Fairmont/Luella

Enter Campus "C", From Spencer