

UIL OAP 6A AREA CONTEST

REHEARSAL DATE: MARCH 30, 2018
(After 4A Area Contest)
(Some slots March 31, 2018)

CONTEST DATE: March 31, 2018

Contest Manager:

Belinda C. Vela
Email: bvela1@zcisd.org
Cell phone: 956-750-0332

Please send script to judges immediately upon advancing.

Judges: Omar Leos, 2817 Belvoir Dr., San Antonio, Texas 78230
Ross De Leon, 726 W. Baetz, San Antonio, Texas 78221
Joel Garza, 1312 Ozark Ave, McAllen, Texas 78504

CONTEST FEE:

\$850.00 per school – Please see attached invoice at the end of this document.
Make checks *payable* to Zapata County Independent School District

SITE LOCATION: Zapata High School Auditorium
2009 State Hwy. 16
Zapata, Texas 78076

CONTEST HOST:

NELLY E CUELLAR-GARCIA
ZAPATA HIGH THEATRE DIRECTOR
(CELL) 956-500-1546
EMAIL: ngarcia1@zcisd.org

***DIRECTOR'S MEETING: 10:30 AM IN AUDITORIUM (March 31, 2018)**

PERFORMANCE ORDER:

(BACK TO BACK) - Shows begin at 11:00 AM

2A= Dist.29&30 2B= Dist. 31&32 * A,B,C= Alphabetical order (leaving out articles)

1ST SLOT- 2B- Play A
2ND SLOT- 2B- Play C
3RD SLOT-2A - Play C
4TH SLOT- 2A- Play B
5TH SLOT 2B- Play B
6TH SLOT 2A- Play A

REHEARSAL ORDER (March 30-31, 2018)

PLEASE TEXT OR CALL *Belinda Vela* FOR A REHEARSAL SLOT ASAP.

**Spike tape color will be issued when you rehearse.*

Don't forget to bring your paperwork for the contest manager and the check for the entry fee.

March 30th: ***(If you arrive early, please be aware that the 4A AREA Contest will just be wrapping up; please do not attempt to enter the back stage area.)***

6:30-7:30 PM

7:40-8:40 PM

8:50-9:50 PM

10:00-11:00 PM

11:10-12: 10 AM

March 31st:

8:00 -9:00 AM

9:10-10:10 AM

Dressing Rooms

DRESSING ROOMS ARE GENERAL EDUCATION CLASSROOMS. Please bring your own mirrors, extension cords, etc. Rest rooms are located at the end of each hallway. There is an elevator for your use should you be assigned an upstairs classroom.

We ask that you kindly return all desks back to their original positions and place your trash in the provided trash bags before you leave for the day.

AUDIENCE ADMITTANCE FEE

\$10.00

Please share the following information with your supporters:

*We kindly ask that audience members stay seated throughout a performance unless there is an emergency.

*Doors will remain closed once a performance starts.

***No late admittance;** our stage faces the entry doors; the light spilling in from the lobby could disrupt a performance.

Please have your parents come in early to the event to avoid any issues at the door.

*****PLEASE REMIND YOUR TECHNICIANS THAT CELL PHONE USE AND CELL PHONE DEVICES ARE NOT PERMITTED IN ANY AREA BACKSTAGE.**

LIGHTS

1. ALL lights will be run MANUALLY. Schools **may not record** light cues for their show.
*The facility operates an EXPRESS BOARD 48/96.
2. HOUSE LIGHTS ARE CONTROLLED BY A COMPUTER PANEL LOCATED CONVENIENTLY ON THE RIGHT SIDE OF THE LIGHT BOARD OPERATOR. It is clearly marked with the file name HOUSE and the code had been removed, so your light tech simply has to press the OFF tab to turn off.
3. WORK LIGHTS DURING SET AND STRIKE WILL BE CONTROLLED BY THE STAGE MANAGER. She will turn them off when your team has finished setting up. She will repeat the procedure for STRIKE.

COMMS

COMMS will be issued for both sides of the backstage area and the light booth.
THE CONTEST'S OFFICIAL BACK STAGE TIMEKEEPER WILL ALSO BE ON THE COMM SYSTEM TO GIVE YOUR TECH TEAM THE 15 and 35 MIN WARNING.

SOUND

WE HIGHLY RECOMMEND THAT **YOU BRING A COMPUTER OR IPAD** TO HOOK UP TO OUR Mackie SOUND BOARD. We will provide the aux cord.

Also, our system plays CD or CDR but NOT CDRW.

If you carry your own portable sound system, you may set up in accordance to UIL rules.

BASIC UNIT SET

Our basic unit set includes all the required pieces plus we also have a French door, windows, and doors (right and left) that you may use.

We also have stage weights for your use, if needed.

CYCLORMA CURTAIN

We have a cyclorama curtain for your use.

Please notify the facility host in advance of your rehearsal practice if you will require its use, so we can have one of our personnel on standby to lower it.

SPACE

Space is limited backstage for storage; we have provided the same amount of space for each school. If your set doesn't fit in the provided space, we will place it at an alternate location and move it in before we start set-up time. We are here to ensure you have a great learning experience, so please don't worry. We will accommodate as needed.

We do ask that you strike out to the loading dock as you finish your performance.

(Your time will stop at the wings.)

FAST FOOD PLACES

* Carry-out orders should be placed at least 90 min. in advance.

*Dairy Queen- 103 US-83; 956-765-5591

*Subway- 408 US-83; 956-765-3265 (Platters need to be ordered 24 hrs. in advance.)

McDonald's- US-83; 956-765-6700

Little Caesars-1803 US-83; 956-750-3379

*Pizza Hut-209 N. Hwy. 83; 956-765-4882

Wings To Go- 308 N. Hwy. 83; 956-265-8047 (may also place orders online)

Dine-In Restaurants

*These eateries have the capacity to sit large groups. Reserve your arrival at least a day in advance.

The Steakhouse-111 US-83,956-765-4523

El Paraiso- 1904 US-83; 956-765-3558

EL Rincon de Los Angeles- 309 US-83; 956-765-8900

Robert's Fish N Tackle- 2425 south US 83; 956-765-1442

Hotels

*We do not endorse any hotel or hotel chains. These are the ones most easily accessible on a school bus.

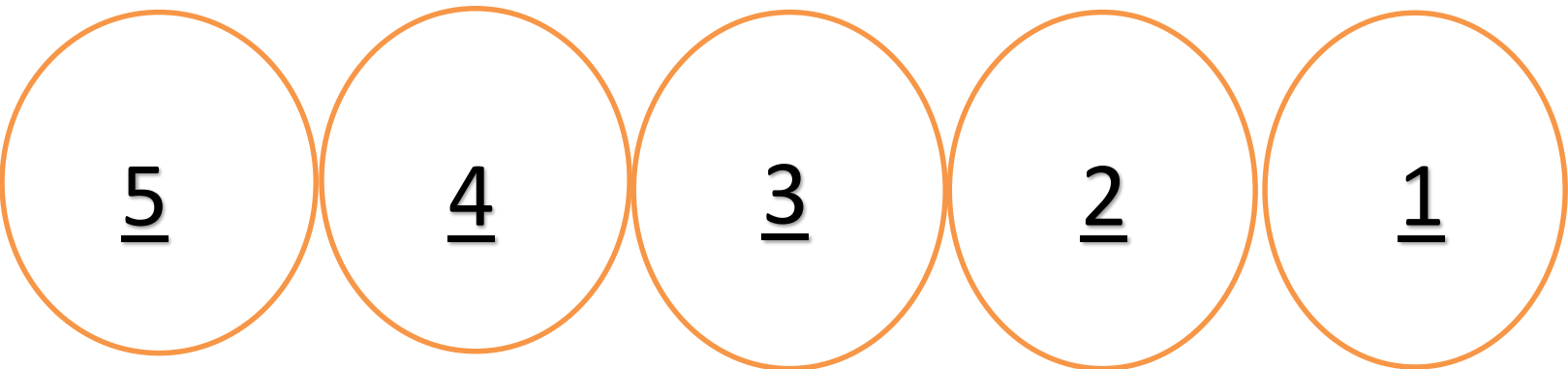
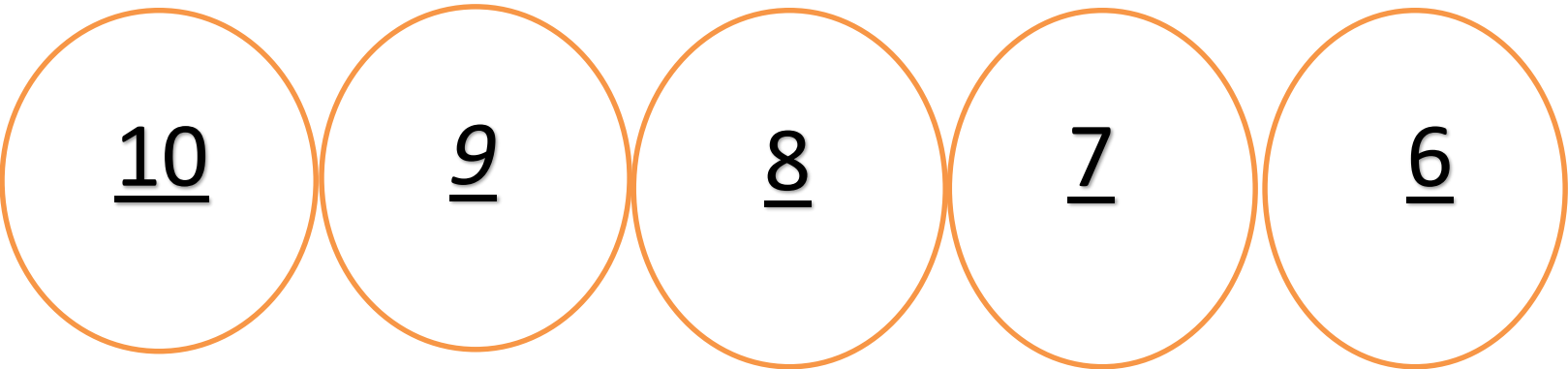
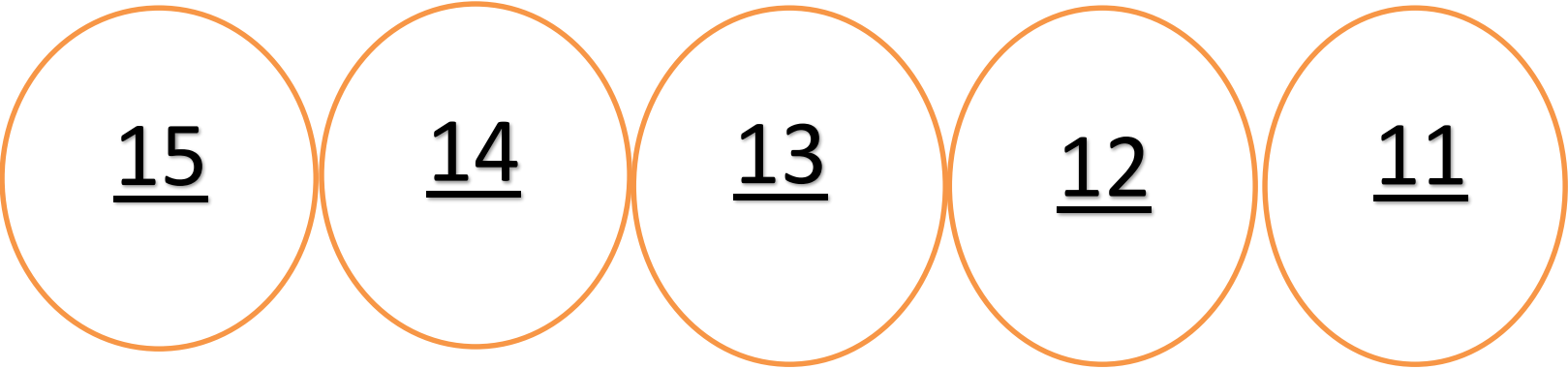
Best Western Inn By The Lake

Holiday Inn Express & Suites

Staybridge Inn & Suites

Executive Inn & Suites

LIGHT PLOT [Blue wash #27; red wash #28]



APRON 11' deep; 40' width

Stage Dimensions: from apron to back curtain 36' deep; 40' wide; apron 11' deep; outlets located on stage right wings and backstage wall; no outlets on stage left wing

UIL One-Act Play Area Entry Fee Invoice

**** Please hand deliver your entry fee during your official rehearsal.***

Pay To:
Zapata County Independent School District
2009 State Hwy. 16
Zapata, Texas 78076

Due: March 31, 2018

Amount: \$850.00

(Please see ZCISD W-9 form on the next page for your business office.)

Form **W-9**
(Rev. December 2014)
Department of the Treasury
Internal Revenue Service

Request for Taxpayer Identification Number and Certification

Give Form to the
requester. Do not
send to the IRS.

Print or type See Specific Instructions on page 2.	1 Name (as shown on your income tax return). Name is required on this line; do not leave this line blank. Zapata County I. S. D.		
	2 Business name/disregarded entity name, if different from above		
	3 Check appropriate box for federal tax classification; check only one of the following seven boxes: <input type="checkbox"/> Individual/sole proprietor or single-member LLC <input type="checkbox"/> C Corporation <input type="checkbox"/> S Corporation <input type="checkbox"/> Partnership <input type="checkbox"/> Trust/estate <input type="checkbox"/> Limited liability company. Enter the tax classification (C=C corporation, S=S corporation, P=partnership) ▶ _____ Note. For a single-member LLC that is disregarded, do not check LLC; check the appropriate box in the line above for the tax classification of the single-member owner. <input type="checkbox"/> Other (see instructions) ▶ _____		4 Exemptions (codes apply only to certain entities, not individuals; see instructions on page 3): Exempt payee code (if any) _____ Exemption from FATCA reporting code (if any) _____ <small>(Applies to accounts maintained outside the U.S.)</small>
	5 Address (number, street, and apt. or suite no.) P. O. Box 158		Requester's name and address (optional)
	6 City, state, and ZIP code Zapata, Texas 78076		
	7 List account number(s) here (optional)		

Part I Taxpayer Identification Number (TIN)

Enter your TIN in the appropriate box. The TIN provided must match the name given on line 1 to avoid backup withholding. For individuals, this is generally your social security number (SSN). However, for a resident alien, sole proprietor, or disregarded entity, see the Part I instructions on page 3. For other entities, it is your employer identification number (EIN). If you do not have a number, see *How to get a TIN* on page 3.

Note. If the account is in more than one name, see the instructions for line 1 and the chart on page 4 for guidelines on whose number to enter.

Social security number	
[] [] [] - [] [] - [] [] [] []	OR
Employer identification number	
7 4 - 6 0 0 2 9 3 0	

Part II Certification

Under penalties of perjury, I certify that:

- The number shown on this form is my correct taxpayer identification number (or I am waiting for a number to be issued to me); and
- I am not subject to backup withholding because: (a) I am exempt from backup withholding, or (b) I have not been notified by the Internal Revenue Service (IRS) that I am subject to backup withholding as a result of a failure to report all interest or dividends, or (c) the IRS has notified me that I am no longer subject to backup withholding; and
- I am a U.S. citizen or other U.S. person (defined below); and
- The FATCA code(s) entered on this form (if any) indicating that I am exempt from FATCA reporting is correct.

Certification instructions. You must cross out item 2 above if you have been notified by the IRS that you are currently subject to backup withholding because you have failed to report all interest and dividends on your tax return. For real estate transactions, item 2 does not apply. For mortgage interest paid, acquisition or abandonment of secured property, cancellation of debt, contributions to an individual retirement arrangement (IRA), and generally, payments other than interest and dividends, you are not required to sign the certification, but you must provide your correct TIN. See the instructions on page 3.

Sign Here	Signature of U.S. person ▶	Date ▶ 8-13-15
------------------	----------------------------	-----------------------

General Instructions

Section references are to the Internal Revenue Code unless otherwise noted.

Future developments. Information about developments affecting Form W-9 (such as legislation enacted after we release it) is at www.irs.gov/fw9.

Purpose of Form

An individual or entity (Form W-9 requester) who is required to file an information return with the IRS must obtain your correct taxpayer identification number (TIN) which may be your social security number (SSN), individual taxpayer identification number (ITIN), adoption taxpayer identification number (ATIN), or employer identification number (EIN), to report on an information return the amount paid to you, or other amount reportable on an information return. Examples of information returns include, but are not limited to, the following:

- Form 1099-INT (interest earned or paid)
- Form 1099-DIV (dividends, including those from stocks or mutual funds)
- Form 1099-MISC (various types of income, prizes, awards, or gross proceeds)
- Form 1099-B (stock or mutual fund sales and certain other transactions by brokers)
- Form 1099-S (proceeds from real estate transactions)
- Form 1099-K (merchant card and third party network transactions)

- Form 1098 (home mortgage interest), 1098-E (student loan interest), 1098-T (tuition)
- Form 1099-C (canceled debt)
- Form 1099-A (acquisition or abandonment of secured property)

Use Form W-9 only if you are a U.S. person (including a resident alien), to provide your correct TIN.

If you do not return Form W-9 to the requester with a TIN, you might be subject to backup withholding. See What is backup withholding? on page 2.

By signing the filled-out form, you:

- Certify that the TIN you are giving is correct (or you are waiting for a number to be issued).
- Certify that you are not subject to backup withholding, or
- Claim exemption from backup withholding if you are a U.S. exempt payee. If applicable, you are also certifying that as a U.S. person, your allocable share of any partnership income from a U.S. trade or business is not subject to the withholding tax on foreign partners' share of effectively connected income, and
- Certify that FATCA code(s) entered on this form (if any) indicating that you are exempt from the FATCA reporting, is correct. See *What is FATCA reporting?* on page 2 for further information.