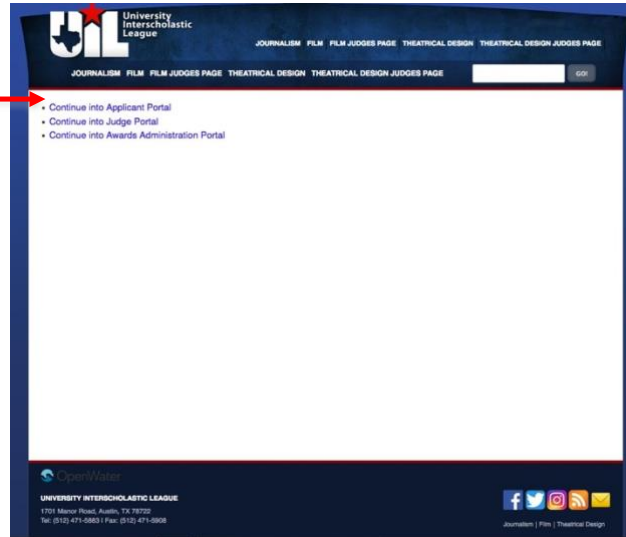


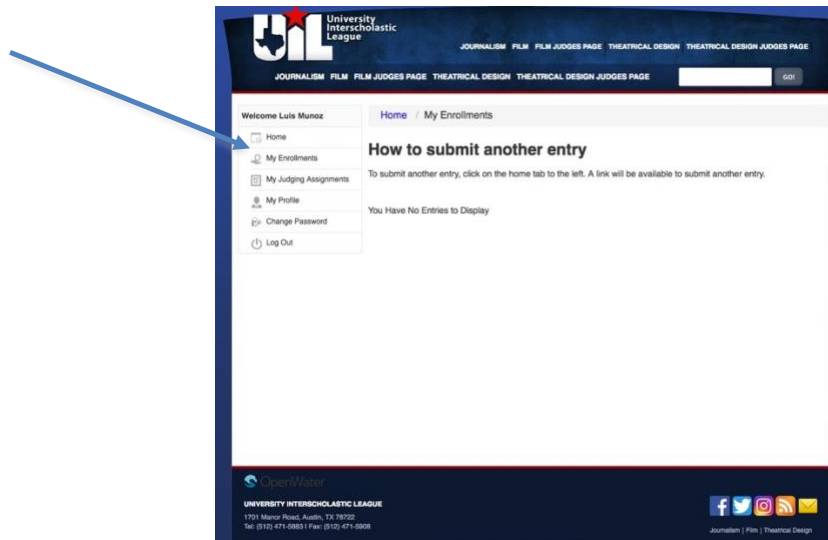
## REGISTRATION AND FILM SUBMISSION INSTRUCTIONS

1. Go to the film link on the UIL Webpage. (<http://www.uiltexas.org/film>)
2. Click on the blue link on the film page labeled "UIL Film Entry Portal."
3. On your first entry it will ask you to log in – You Can't. **Go to Step 4**
4. Click on the white "Film" link next to "Journalism" on the blue bar on top.
  - a. You will be able to create an account. **Do so.**
  - b. Enter the appropriate information.
  - c. You will receive an e-mail from the UIL acknowledging that you have entered.
  - d. The UIL will approve your registration.
  - e. You will receive an approval notice from UIL.
  - f. You are then free to enter the films. (Each one is a separate entry.)
5. When you log in with your e-mail and password, you will see this page:



6. To enter films, click on "Continue into the Applicant Portal."

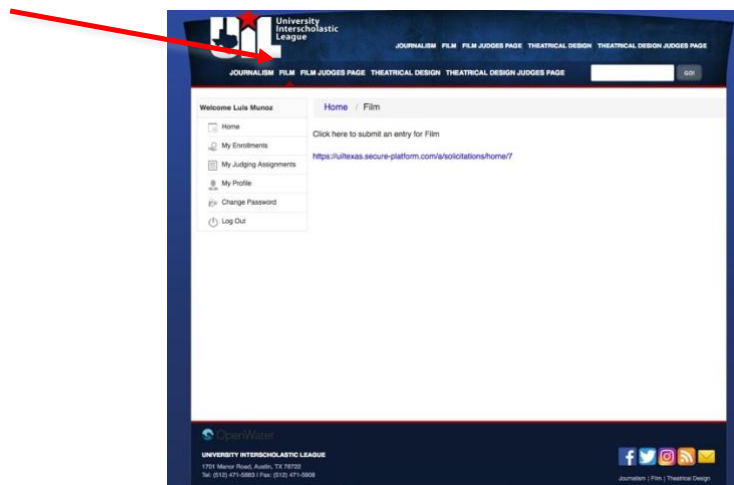
7. You will then see this page:



8. Click on "Home" link. (This is also a page where you see links to edit your profile or change a password.)

9. This will take you to a page where you receive this message "For information on your contest, please click on the appropriate tab."

10. Click on the "Film" tab on top of the page. It will take you to this page.



11. Fill out the entry form. **THIS MUST BE DONE BY THE SPONSOR.** Do not allow students to fill them out. You will need to include the URL where we can locate the film. Avoid passwords if at all possible. Test the URL prior to

sending it to us. It will also enter information based on your profile. Please proof carefully.

It will request the following information:

**MAKE SURE YOU ENTER IN THE CORRECT DIVISION** – THIS CAN LEAD TO DISQUALIFICATION

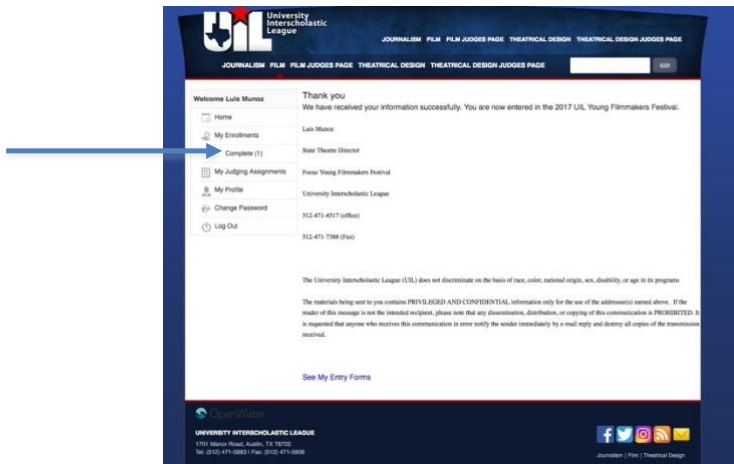
- a) **Your School's Conference**
- b) **Your School's Division**
- c) **Film Category**
- d) **School Name**
- e) **Sponsor's First Name**
- f) **Sponsor's Last Name**
- g) **Phone #**
- h) **Sponsor's E-Mail**
- i) **Confirm Sponsor's E-Mail**
- j) **Film Title**
- k) **Running Time**
- l) **Are any foreign languages used?**
- m) **Are you using subtitles?**
- n) **Plot Synopsis - 750-word max**
- o) **Film URL Link (You will see the thumbnail that judges will see after you enter the link)**
- p) **Link Password (AVOID IF NOT NECESSARY.)**
- q) **Community Standards and Copyright Compliance Signature**

12. Click **Save and Next.**

13. Complete the Division and Title information.

14. Click **Save** if you want to save and come back to it or **Save and Finalize** to complete the process.

15. When you finalize, you see this screen



NOTE that "My Enrollments" now shows a quantity of entries that are "Complete."

16. The UIL staff will review your entry.

17. The UIL will send a confirmation. This may take several hours to a day.

18. It will be assigned for review by three judges.

19. You will be notified about advancing films.

20. Review the scores and evaluations online.