

Name:

Determining Theme

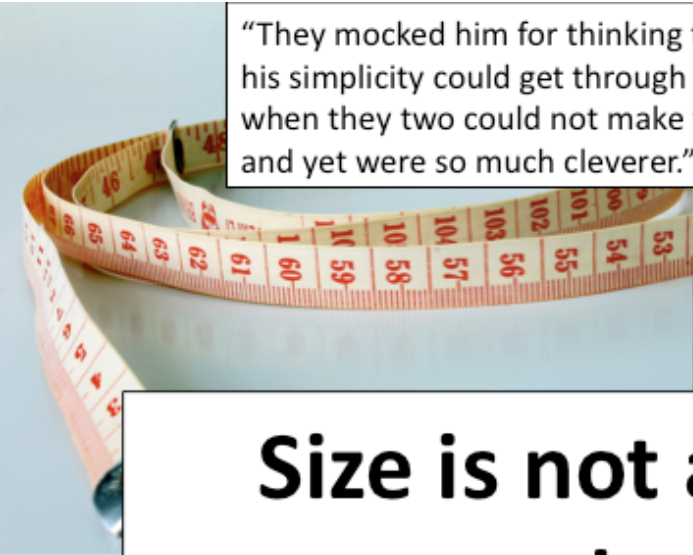


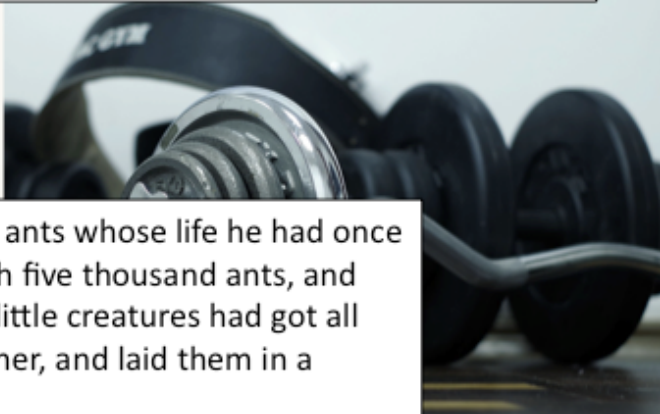
Directions: Complete the graphic organizer below as you read to help you identify big ideas in the text and write your own theme.

Text Title	
Main Character	
What is the conflict in the text?	
What does the main character learn or how does the main character change as a result of the conflict?	
Big ideas <i>Circle the topics that are present in the text.</i>	Beauty Change Growing up Danger War Death Family Evil Love Fear Inequality Hope Knowledge Power Pride Identity Nature Loss Wealth Tradition Overcoming Survival Bravery Strength Faith Fairness Greed Honor Isolation Violence
Theme Statement Must be: <ul style="list-style-type: none">- A message about life- General- A complete sentence Hint: Use one or more of the big ideas you selected above to help you write your theme.	

Visualizing Theme

Directions: You will create a collage of words and images to represent your thematic statement. Your collage should include your thematic statement as well as at least two quotations from the text that help to show your theme. See the example below. Brainstorm words and images to include below.

BRAINSTORMING	
Words	Ideas for Images

EXAMPLE	
	
<p>“They mocked him for thinking that he with his simplicity could get through the world, when they two could not make their way, and yet were so much cleverer.”</p>	
<p>Size is not a measure of strength of character.</p>	
	
<p>KINDNESS</p>	<p>“The king of the ants whose life he had once saved, came with five thousand ants, and before long the little creatures had got all the pearls together, and laid them in a heap.”</p>