

UIL LIGHTING INSTRUCTIONS

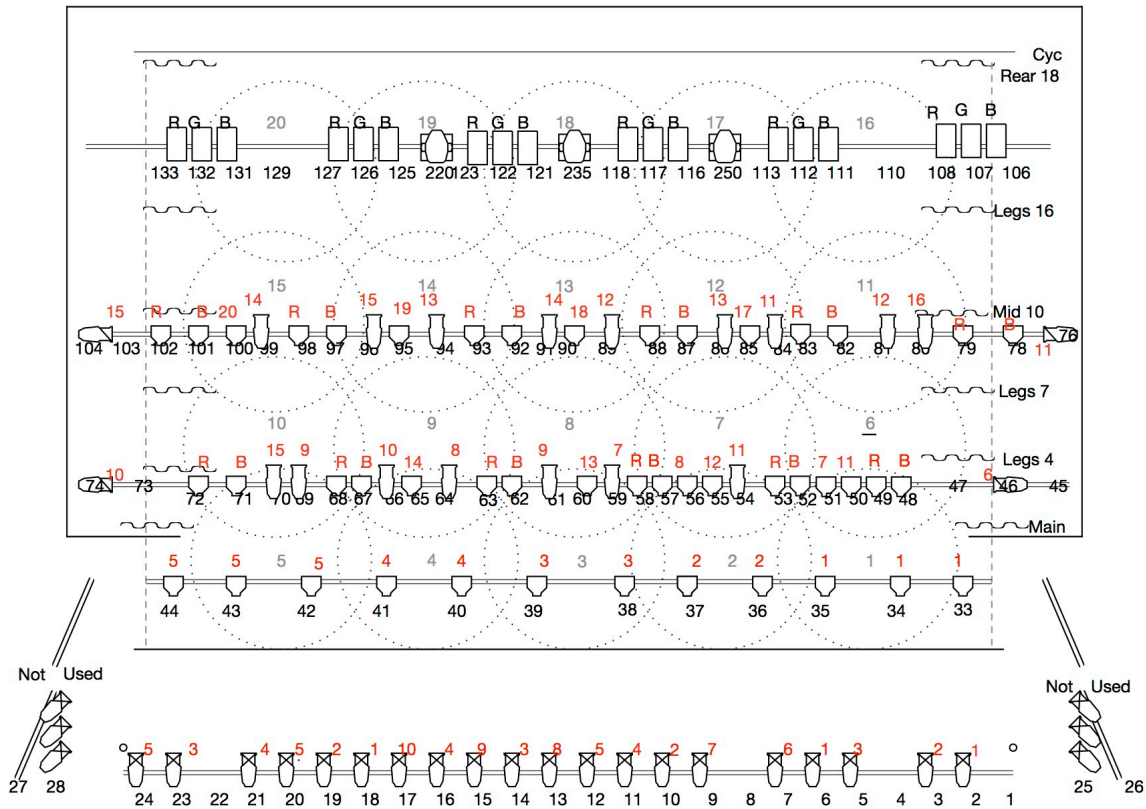
Jerry Fay Wilhelm Center for the Performing Arts

The UIL lighting at the Jerry Fay Wilhelm PAC consists of twenty (20) areas, each illuminated by two front lights and one down light. There are full-stage color washes in red, and blue available and a cyc with washes in red, green and blue. There is one follow spot provided, but its use should be specially requested.

Please note lighting areas begin numbering down stage left. Lighting areas are approximately 10' wide.

There is NO limit to looks or Light cues,

Please complete and return the attached lighting cue sheet and questionnaire by the deadline, **Sunday MAY 16 @ NOON**, in order to facilitate your lighting needs.



Using the diagram on the first page, indicate the percentage of intensity for each look.
 For areas you can give a separate level for the downlight and the frontlights
 Percentages should be indicated in increments of 5, from 10% to 100% or F (Full).
 For the cyc you can give a name of a color in lieu of specific percentages if you wish.
 There are no look limits. Print extra pages as needed.

EXAMPLE: LOOK # 1

Areas																				Cyc			
	1	2	3	4	5	6	7	8	9	10	11	12	13	14	15	16	17	18	19	20	R	G	B
<i>Fronts</i>	80	80	80			80	80	80			80	80	80								25		F
<i>Tops</i>				25	25				25	25											Color blue-pink		
<i>Red Stg Wash</i>	30																						
<i>Blue Stg Wash</i>	65																						

LOOK #:

Areas																				Cyc						
	1	2	3	4	5	6	7	8	9	10	11	12	13	14	15	16	17	18	19	20	R	G	B			
<i>Fronts</i>																										
<i>Tops</i>																								Color		
<i>Red Stg Wash</i>																										
<i>Blue Stg Wash</i>																										

LOOK #:

Areas																				Cyc						
	1	2	3	4	5	6	7	8	9	10	11	12	13	14	15	16	17	18	19	20	R	G	B			
<i>Fronts</i>																										
<i>Tops</i>																								Color		
<i>Red Stg Wash</i>																										
<i>Blue Stg Wash</i>																										

LOOK #:

Areas																				Cyc						
	1	2	3	4	5	6	7	8	9	10	11	12	13	14	15	16	17	18	19	20	R	G	B			
<i>Fronts</i>																										
<i>Tops</i>																								Color		
<i>Red Stg Wash</i>																										
<i>Blue Stg Wash</i>																										

LOOK #:

Areas																				Cyc						
	1	2	3	4	5	6	7	8	9	10	11	12	13	14	15	16	17	18	19	20	R	G	B			
<i>Fronts</i>																										
<i>Tops</i>																								Color		
<i>Red Stg Wash</i>																										
<i>Blue Stg Wash</i>																										

LOOK #:

Areas																				Cyc						
	1	2	3	4	5	6	7	8	9	10	11	12	13	14	15	16	17	18	19	20	R	G	B			
<i>Fronts</i>																										
<i>Tops</i>																								Color		
<i>Red Stg Wash</i>																										
<i>Blue Stg Wash</i>																										

LOOK #:

Areas																				Cyc						
	1	2	3	4	5	6	7	8	9	10	11	12	13	14	15	16	17	18	19	20	R	G	B			
<i>Fronts</i>																										
<i>Tops</i>																								Color		
<i>Red Stg Wash</i>																										
<i>Blue Stg Wash</i>																										

LOOK #:

Areas																				Cyc			
	1	2	3	4	5	6	7	8	9	10	11	12	13	14	15	16	17	18	19	20	R	G	B
Fronts																							
Tops																							
Red Stg Wash																					Color		
Blue Stg Wash																							

LOOK #:

Areas																				Cyc			
	1	2	3	4	5	6	7	8	9	10	11	12	13	14	15	16	17	18	19	20	R	G	B
Fronts																							
Tops																							
Red Stg Wash																					Color		
Blue Stg Wash																							

LOOK #:

Areas																				Cyc			
	1	2	3	4	5	6	7	8	9	10	11	12	13	14	15	16	17	18	19	20	R	G	B
Fronts																							
Tops																							
Red Stg Wash																					Color		
Blue Stg Wash																							

LOOK #:

Areas																				Cyc				
	1	2	3	4	5	6	7	8	9	10	11	12	13	14	15	16	17	18	19	20	R	G	B	
<i>Fronts</i>																								
<i>Tops</i>																						Color		
<i>Red Stg Wash</i>																								
<i>Blue Stg Wash</i>																								

LOOK #:

Areas																				Cyc				
	1	2	3	4	5	6	7	8	9	10	11	12	13	14	15	16	17	18	19	20	R	G	B	
<i>Fronts</i>																								
<i>Tops</i>																						Color		
<i>Red Stg Wash</i>																								
<i>Blue Stg Wash</i>																								

LOOK #:

Areas																				Cyc				
	1	2	3	4	5	6	7	8	9	10	11	12	13	14	15	16	17	18	19	20	R	G	B	
<i>Fronts</i>																								
<i>Tops</i>																						Color		
<i>Red Stg Wash</i>																								
<i>Blue Stg Wash</i>																								

LOOK #:

Areas																				Cyc			
	1	2	3	4	5	6	7	8	9	10	11	12	13	14	15	16	17	18	19	20	R	G	B
Fronts																							
Tops																							
Red Stg Wash																					Color		
Blue Stg Wash																							

LOOK #:

Areas																				Cyc			
	1	2	3	4	5	6	7	8	9	10	11	12	13	14	15	16	17	18	19	20	R	G	B
Fronts																							
Tops																							
Red Stg Wash																					Color		
Blue Stg Wash																							

LOOK #:

Areas																				Cyc			
	1	2	3	4	5	6	7	8	9	10	11	12	13	14	15	16	17	18	19	20	R	G	B
Fronts																							
Tops																							
Red Stg Wash																					Color		
Blue Stg Wash																							

SCHOOL _____ CONFERENCE _____ PERFORMANCE ORDER _____

Which background will you be using?

(circle one)

Cyc

UpStage Blackou

Will you be using the follow spot?

(circle one)

Yes

No

**Will you bring additional lighting equipment [must meet limitations of 1033
(c)(2)(F)]** _____

If yes, please describe

(Type of equipment, number of electrical outlets required, etc.)

**The state meet does not provide any specials or special effects lighting.
Cues such as "lightning" or "chases" must be listed as "Looks" and
included as "Cues" for your school.**

SCHOOL _____

CONFERENCE _____

PERFORMANCE ORDER _____

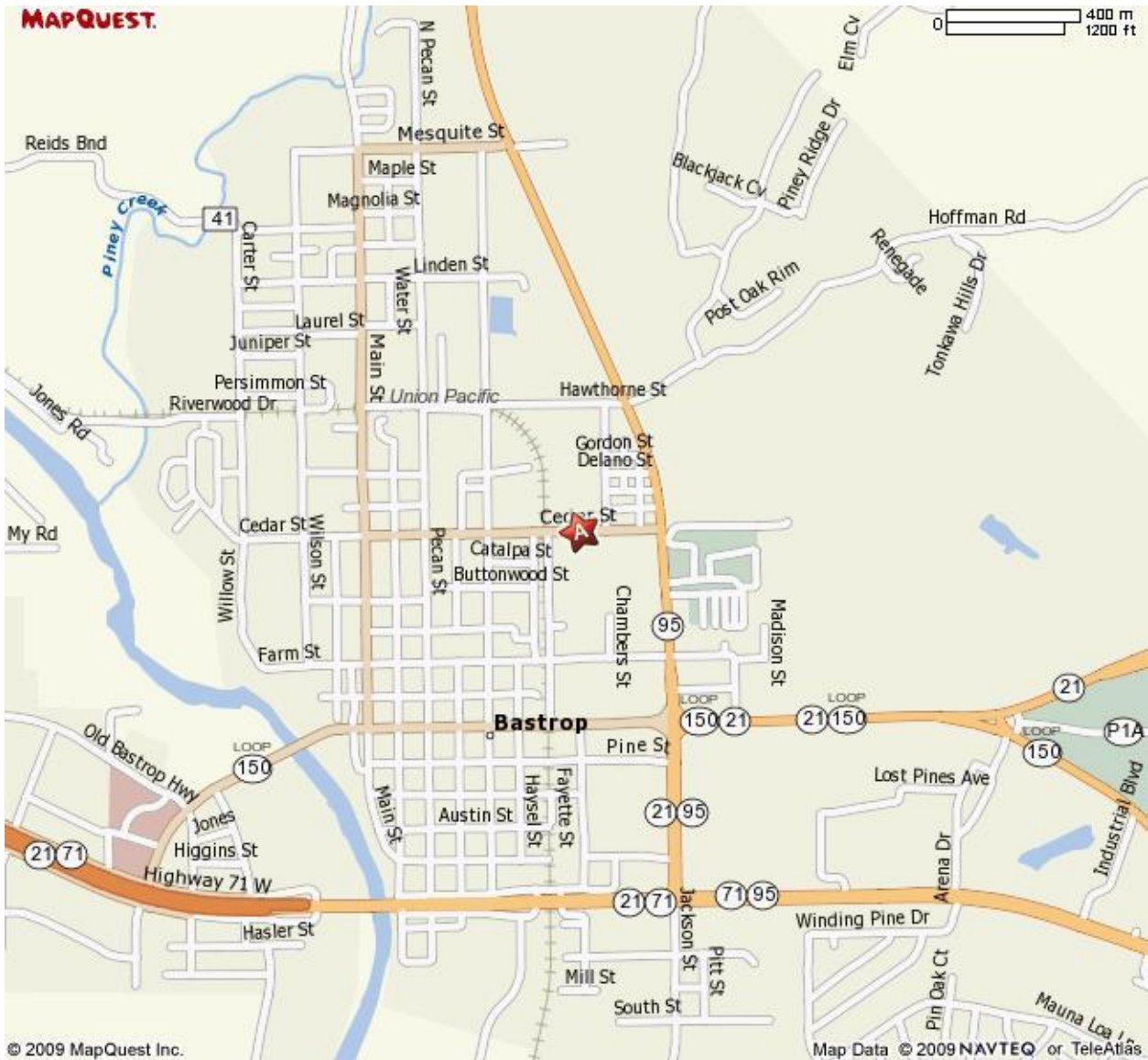
STAGE DIMENSIONS: Stage is 29 ft. deep from proscenium wall to rear traveler, and 39 ft. to rear wall. The proscenium is 50 ft. wide by 24 ft. high. The Main drape will be brought in 2 ft. making the width of the stage 46 ft. wide. The stage manager's panel is located stage right.

SOUND: The JFW PAC will provide sound capabilities from our sound console area. We have a CD player (TASCAM DUAL CD DECK) and/or we can patch a laptop / mp3 player /iPod into our system. We will have someone assist your sound console operator during your rehearsal and performance. Our soundboard is a Yamaha LS9-65 (digital). Communication from stage to booths is available.

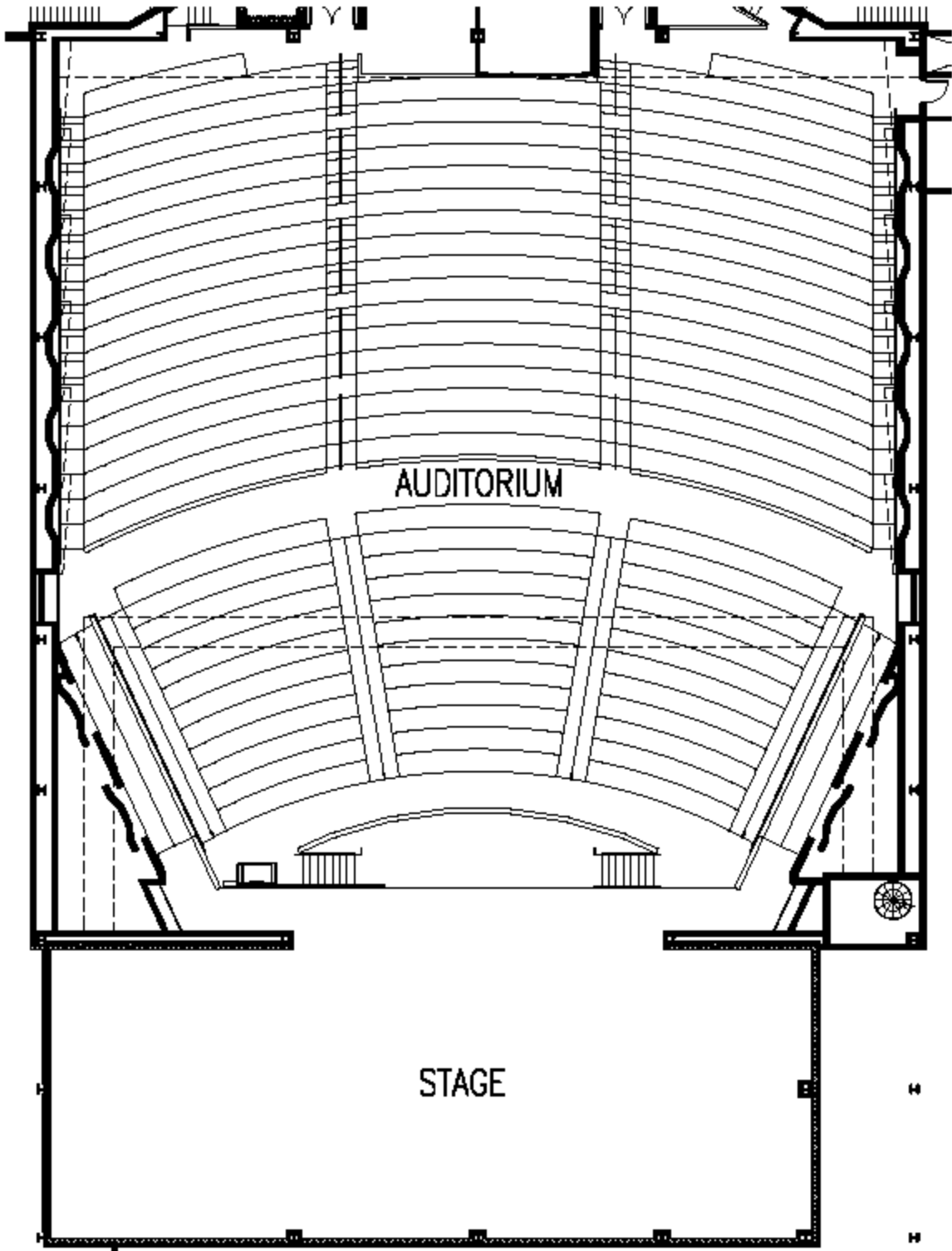
DRAPERIES/CURTAINS: The MAIN DRAPE is dead hung and must be pulled. The Mid-Traveler and Rear Traveler can be pulled or flown, as well as, legs. We do have a blue cyclorama, which is available for your use.

UNIT SET: JFW PAC will provide the unit set along with two standard doors, a French door, and a window unit.

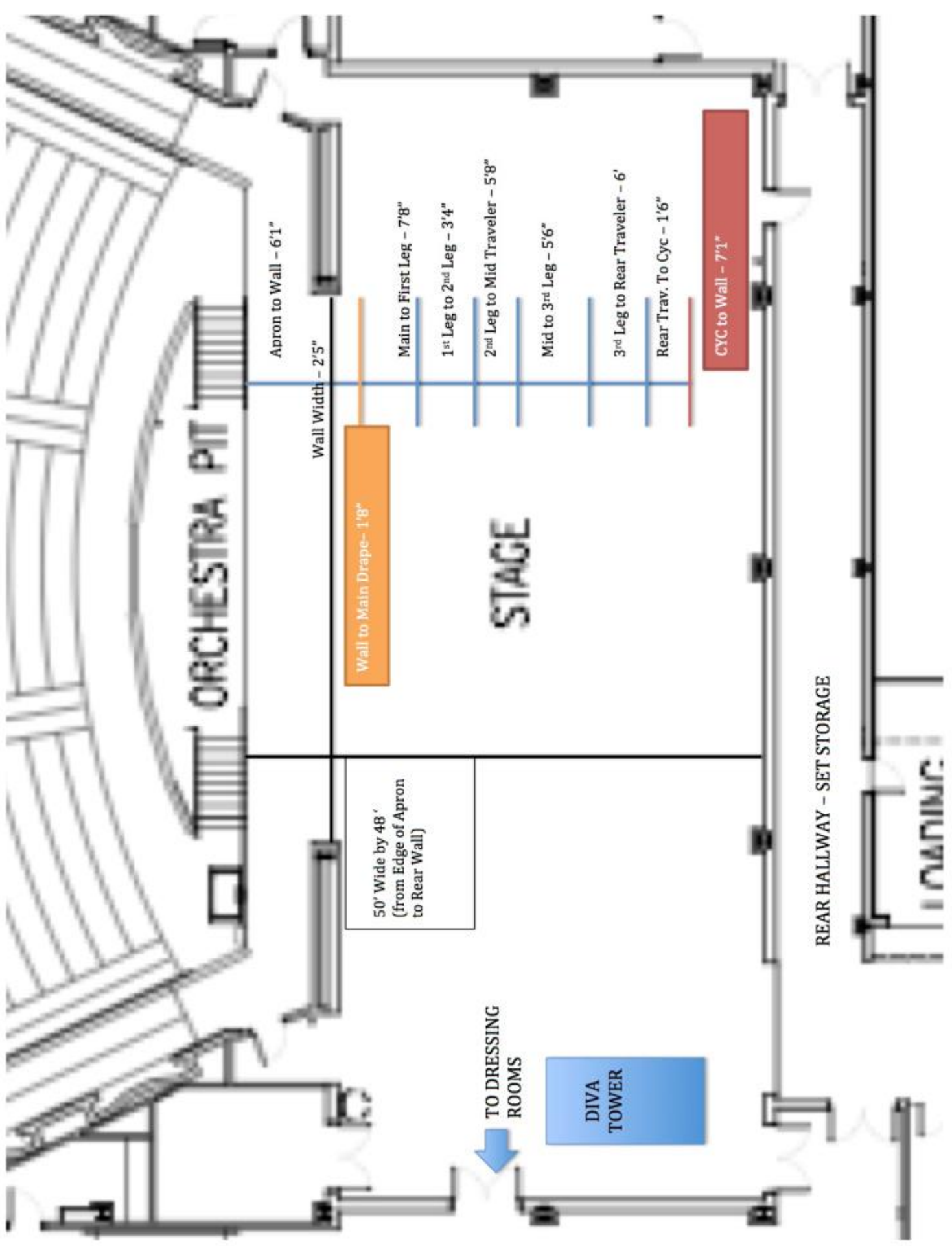
DRESSING ROOMS – THE JFW PAC only have available areas for dressing rooms. Be Aware, that the Black Box Theatre will be split with a partition and will host two schools. This will allow us to accommodate all six advancing companies.



LOCATION OF THE JFW PAC



MAINSTAGE AUDITORIUM VIEW



ORCHESTRA PIT

STAGE

REAR HALLWAY - SET STORAGE

DIVA TOWER

TO DRESSING ROOMS

Apron to Wall - 6'1"

Wall Width - 2'5"

Wall to Main Drape - 1'8"

50' Wide by 48'
(from Edge of Apron
to Rear Wall)

Main to First Leg - 7'8"

1st Leg to 2nd Leg - 3'4"

2nd Leg to Mid Traveler - 5'8"

Mid to 3rd Leg - 5'6"

3rd Leg to Rear Traveler - 6'

Rear Trav. To Cyc - 1'6"

CYC to Wall - 7'1"